



2024/2025 BUDGET

AS ADOPTED AT ORDINARY MEETING ON 19 JUNE 2024

CONTENTS

1. Budget Overview.....	1
2. Revenue Statement.....	4
3. Statement of Comprehensive Income.....	19
4. Statement of Financial Position.....	20
5. Statement of Cash Flows.....	22
6. Statement of Changes in Community Equity.....	24
7. Sustainability Ratios.....	25
8. Capital Works Plan.....	26
9. Fees and Charges Schedule 2024-2025.....	28



I am proud to present Barcoo Shire Council's Annual Budget for 2024/25. This budget is the culmination of significant work by my fellow Councillors, senior management and staff who have all contributed to this budget over a number of months.

Council has taken significant steps in recent years to improve our financial position through responsible planning and spending. Our financial position is sound and improving, but we still need to be financially vigilant moving forward. We firmly believe this budget is right for these times, ensuring we meet both our community and statutory obligations in a way that balances financial responsibility with the delivery of a wide range of services.

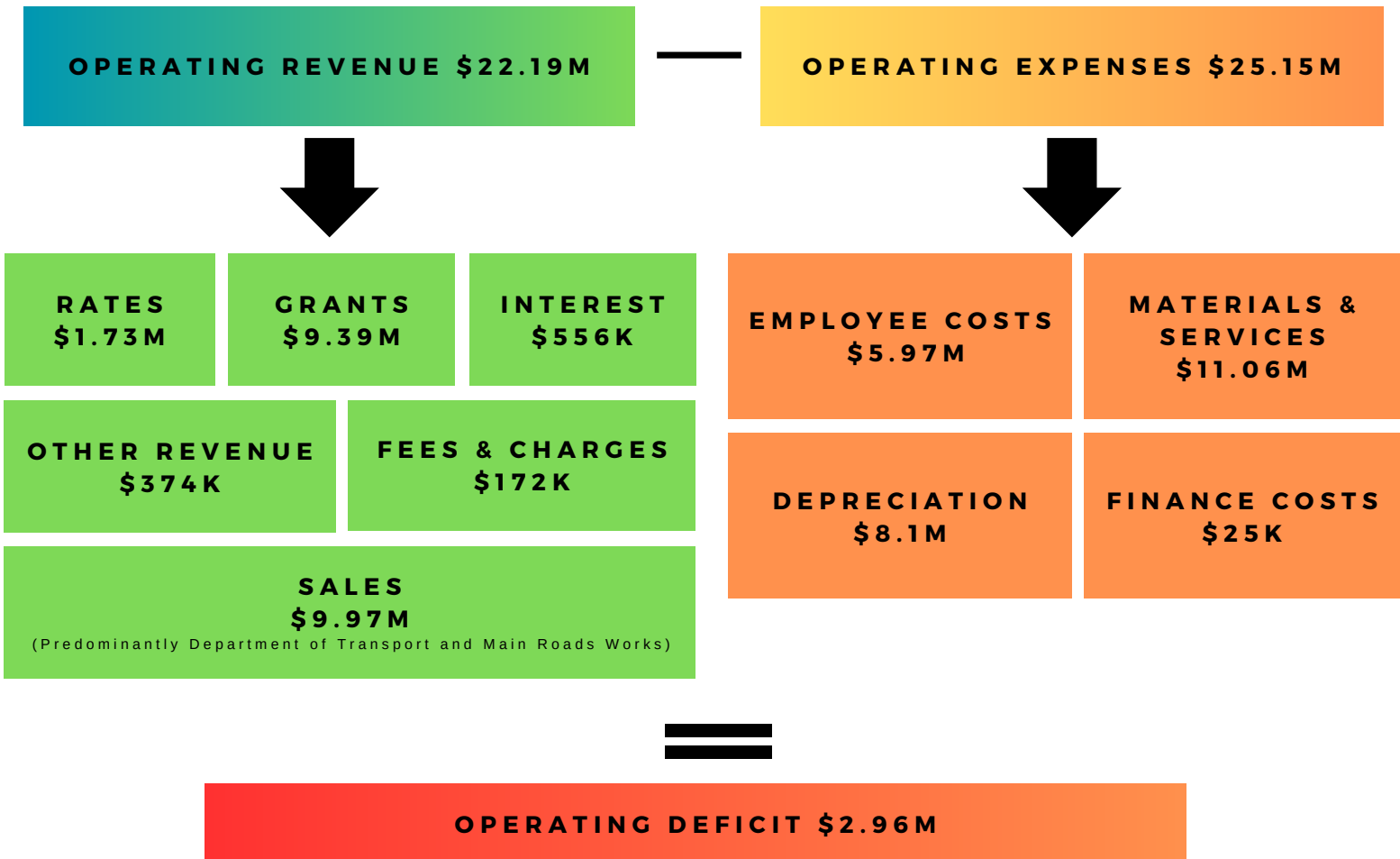
The budget is both summarised and detailed below and in the following pages. A few key points of the budget are:

- An average 4% General Rates increase.
- Total Operational Budget of \$25.15M with an Operating Deficit of \$2.96M, which includes \$8.1M of depreciation.
- Total Capital Program of \$7.76M.
- Council has retained its existing rating concessions for pensioners and discount for rates being paid by the due date.
- 10% Water Charge increase.
- An annual \$26 Garbage Charge increase.
- No increase in the Pest Plant and Pest Animal Control Charge.
- Barcoo Shire Council remains debt free.

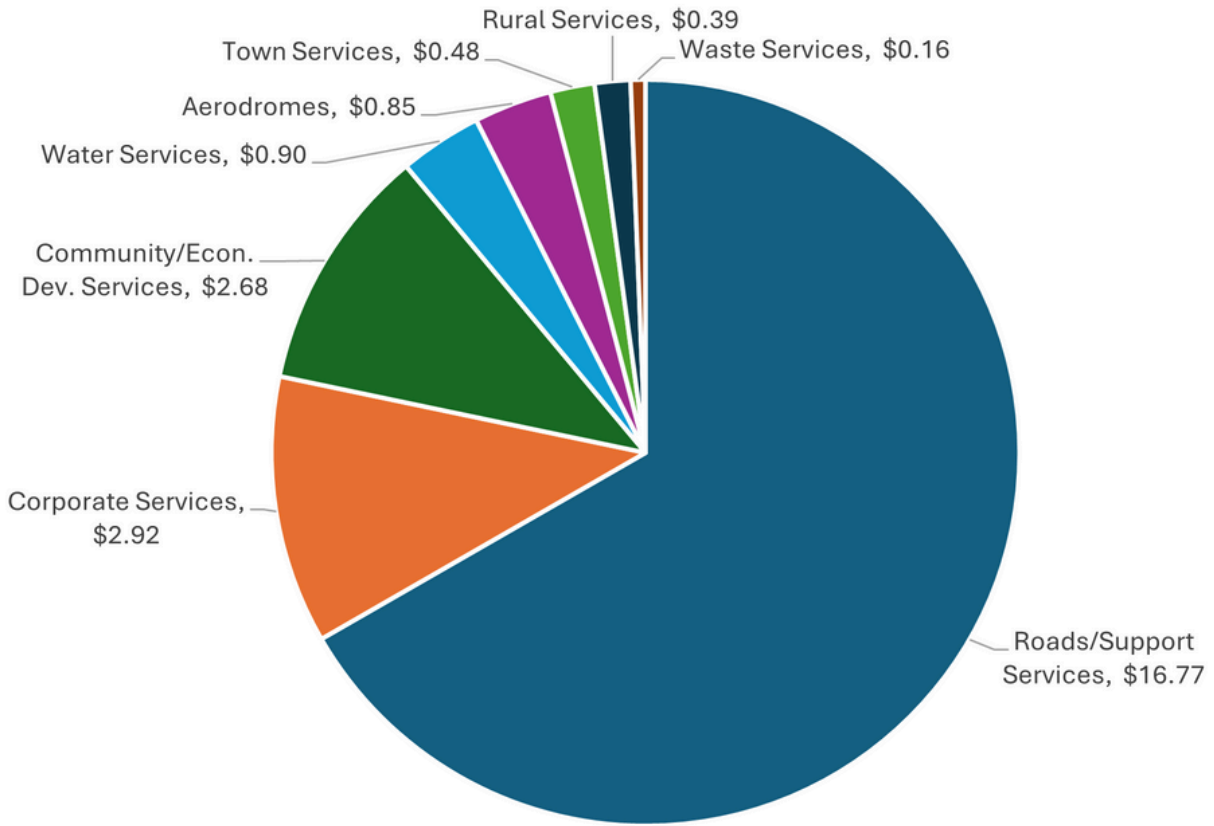
The 2024/25 Budget year will again require this council to have tight control over its spending to ensure that the value for money principle is applied in every instance of council business. The council will continue to carefully monitor its general cash reserves in order to meet other capital obligations, including roadworks, plant replacement and asset renewal programs.

As your Mayor, I am committed to ensuring your Councillors and senior management of the Barcoo Shire Council continue to work together in delivering valued and cost-effective services to the residents and visitors to the Barcoo Shire.

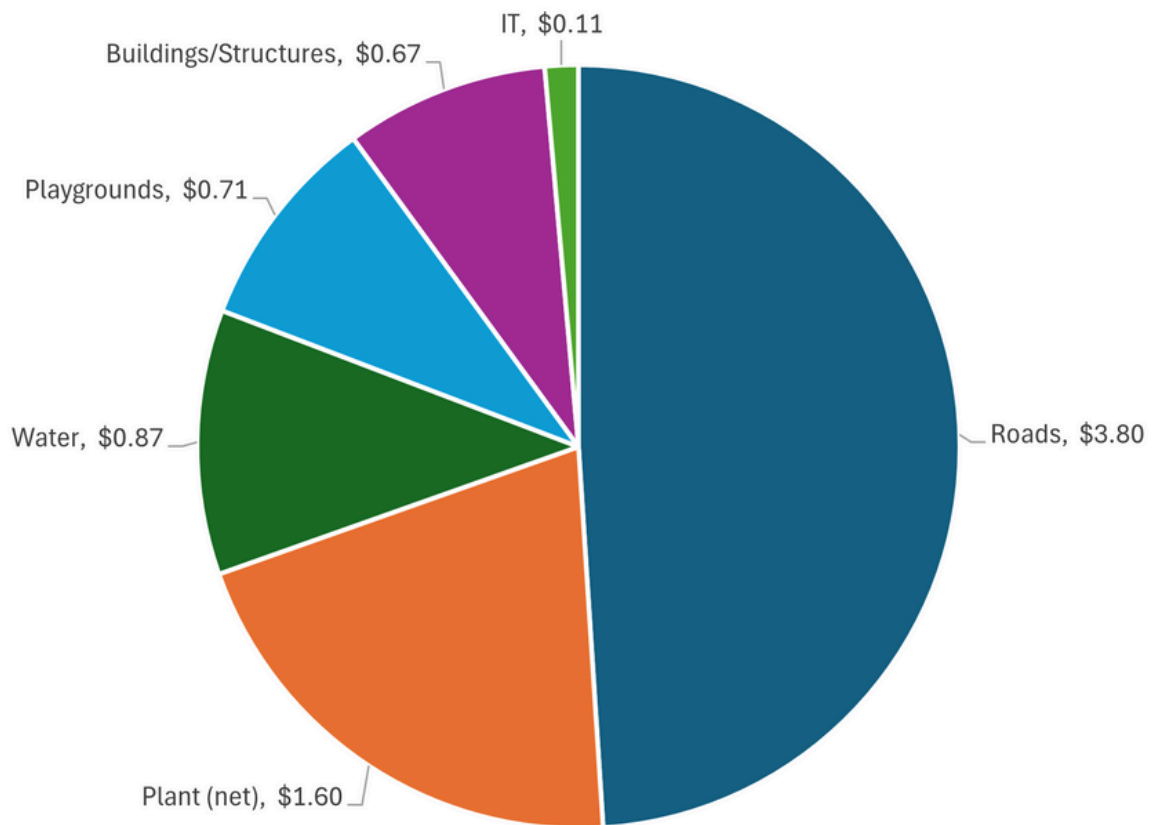
Cr. Sally O'Neil
Mayor



2024-2025 OPERATING EXPENSES (\$MILLION)



2024-2025 CAPITAL EXPENDITURE (\$MILLION)



SOME OF THE MAJOR PROJECTS FOR 2024/25

Description	Project Cost	Government Funding
<p>Yaraka Retreat Road Lime Stabilisation Betterment Reseal Ch17.705 to Ch19.550 Grid Replacements (4b) Ch84.32km Minor Culvert Replacement (4b) Ch85.29km Minor Culvert Replacement High Priority Minor Culvert Replacements - Options: Site 1: Yaraka Retreat Rd Ch79.74km Site 2: Yaraka Retreat Rd Ch80.015km Site 3: Yaraka Retreat Rd Ch80.080km</p>	<p>\$129,893 \$103,000 \$80,000 \$220,000 \$425,000 \$505,000</p>	<p>\$115,800 \$103,000</p>
<p>Floodway Replacement and Upgrades Upgrade Jundah Winton Road (4b) Ch20.52km Replacement Bimerah Isisford Rd (5a) Ch16.96km Replacement Warbreccan Road (5a) Ch33.08km</p>	<p>\$419,167 \$205,000 \$155,000</p>	<p>\$249,825</p>
<p>Barcoo Shire Council Playground Renewal (Options include Windorah, Jundah and/or Stonehenge or combination based on budget)</p>	<p>\$710,542</p>	<p>\$710,542</p>
<p>Plant Replacement Program (Net Difference between Expenditure and Revenue Shown)</p>	<p>\$1,600,000</p>	
<p>Jundah Winton Road Resheet (4b) Ch106.8km to Ch112.23km</p>	<p>\$299,000</p>	<p>\$299,000</p>
<p>Arrabury Road Resheet (5a) Ch39.77km to Ch46.68km (5a) Ch82.74km to Ch88.62km</p>	<p>\$380,000 \$324,000</p>	<p>\$380,000 \$324,000</p>
<p>Windorah Hall Airconditioning and Updates</p>	<p>\$110,000</p>	
<p>Windorah Water System Operations Improvement</p>	<p>\$150,000</p>	
<p>Footpath Construction (options include): - Dickson St (Park to Pub), Jundah - Windorah Primary Health Care Centre</p>	<p>\$100,000</p>	<p>\$50,000</p>
<p>Windorah Aerodrome relocation of secondary windsock (yellow) due to runway gradient infringement and associated lighting</p>	<p>\$130,000</p>	<p>\$30,000</p>
<p>Jundah Racecourse Tie Up Day Stalls (5x) Replace stalls with new, compliant structures</p>	<p>\$100,000</p>	<p>\$80,000</p>



Revenue Statement 2024- 2025

Resolution Number:	SM2024. 07. 014	Date Adopted:	24 July 2024
Classification:	Statutory	Scheduled Review:	24 July 2025
Responsible Officer:	Chief Finance Officer	Policy Number:	BSC-038
Legislation	<i>Local Government Act 2009, Local Government Regulation 2012</i>		
Section of Corporate Plan	Organisation: Improve Council’s Financial Sustainability		

1. OBJECTIVE

This Revenue Statement is based on the principles set out in Council’s Revenue Policy and has been formulated in accordance with the *Local Government Regulation 2012 s172*.

The purpose of this policy is to explain the revenue measures adopted in the budget concerning:

- The making of rates and charges.
- The levying of rates.
- The recovery of rates and charges.
- Concessions for rates and charges.

2. SCOPE

This revenue statement applies to the financial year 2024 - 2025.

3. INTRODUCTION

This document sets out how rates and charges are decided, including the extent the rates and charges relate to relevant costs. Council revenue is obtained by rates, charges, licenses, interest, permits, rents, fees, grants, donations, contract and private works, and the realisation of assets. Council charges and collects fees to maintain Council’s operating capability.

The purpose of this policy is to provide a framework by which Council may structure a portfolio of income generating strategies to meet the financial resource needs and demands of its functional programs in accordance with overall corporate objectives.

4. REVENUE STATEMENT 2024 - 2025

A. Principles used for the making of rates & charges.

In general Council will be guided by the principle of user pays in the making of rates and charges to minimise the impact of rating on the efficiency of the local economy.

Council will also have regard to the principles of:

- Transparency in the making of rates and charges
- Having in place a rating regime that is simple and inexpensive to administer.
- Equity by taking account of the different levels of capacity to pay within the local community.
- Flexibility to take account of changes in the local economy.

In accordance with section 94 of the *Local Government Act 2009* Council –

1. Must levy general rates on all rateable land within the local government area; and
2. May levy special rates and charges; and utility charges; and separate rates and charges.
3. A local government must decide, by resolution at the local government’s budget meeting for a financial year, what rates and charges are to be levied for that financial year.

Where possible, Council will endeavour to base all rates and charges on a full cost recovery basis. In making its decisions regarding the quantum of rates and charges, Council will endeavour to avoid undertaking borrowings.

Differential General Rates

In accordance with the *Local Government Regulation 2012, Chapter 4 Part 13 Land record of local government*, Council will make and levy a differential general rate for the financial year ending 30 June 2024, taking into consideration the following aspects:

- Council recognises that different categories of land use will generate different needs and requirements for Council services and facilities. Council also recognises that it will incur a different level of resource expenditure to provide the necessary services and facilities.
- Council has considered the consequences of adopting 'one' general rate and acknowledges that to do so would seriously disturb the relative distribution of the rate burden.
- Although a 'single general rate' would provide simplicity, its adoption would necessitate Council setting a high minimum rate to deal with the fact that land values in the towns are very low in relation to rural land but those who live in the towns have greater access to council services.
- Council proposes therefore to continue to levy differential general rates to ensure that the rate burden is distributed in a similar fashion to the pattern in recent years. Council will continue to gather data and to consider this information so as to further refine this process.
- To ensure that owners of land across all differential categories contribute equitably to the cost of common services, Council applies a minimum rate to each differential rating category.
- Historically Council has maintained its minimum rates at very low levels, given the standards of services it provides, but Council cannot continue to do this without compromising or reducing those standards. Council therefore proposes to increase the minimum rates to enable it at least to maintain the current standards of services it provides.

Category 1 – Township of Jundah-Residential

Category 1 land means all rateable land in the township of Jundah located in the Parish of Jundah set aside for residential development which is or can be serviced with urban infrastructure and not used for grazing, agricultural, petroleum, mineral or extractive industries production.

Category 2 – Township of Jundah-Other

Category 2 land means all rateable land in the township of Jundah located in the Parish of Jundah set aside for non-residential development which is or can be serviced with urban infrastructure and not used for grazing, agricultural, petroleum, mineral or extractive industries production.

Category 3 – Township of Windorah-Residential

Category 3 land means all rateable land in the township of Windorah located in the Parish of Murken set aside for residential development which is or can be serviced with urban infrastructure and not used for grazing, agricultural, petroleum, mineral or extractive industries production.

Category 4 – Township of Windorah-Other

Category 4 land means all rateable land in the township of Windorah located in the Parish of Murken set aside for non-residential development which is or can be serviced with urban infrastructure and not used for grazing, agricultural, petroleum, mineral or extractive industries production.

Category 5 – Township of Stonehenge-Residential

Category 5 land means all rateable land in the township of Stonehenge located in the Parish of Bimerah set aside for residential development which is or can be serviced with urban infrastructure and not used for grazing, agricultural, petroleum, mineral or extractive industries production.

Category 6 – Township of Stonehenge-Other

Category 6 land means all rateable land in the township of Stonehenge located in the Parish of Bimerah set aside for non-residential development which is or can be serviced with urban infrastructure and

not used for grazing, agricultural, petroleum, mineral or extractive industries production.

Category 7 – Transformers

Category 7 land means land used or intended to be used for a transformer, communication site, or similar facility.

Category 8 – Rural Land up to 199,000 ha

Category 8 land means all rateable land intended for rural purposes and used for grazing and agriculture with an area up to 199,000 hectares.

Category 9 – Rural Land from 199,001 to 399,000 ha

Category 9 land means all rateable land intended for rural purposes and used for grazing and agriculture with an area from 199,001 to 399,000 hectares.

Category 10 – Rural Land greater than 399,001 ha

Category 10 land means all rateable land intended for rural purposes and used for grazing and agriculture with an area greater than 399,001 hectares.

Category 11 – Rural Land Carbon Credits up to 199,000ha

Category 11 land means all rateable which has been allocated Australian Carbon Credit Units with an area up to 199,000 hectares.

Category 12 – Rural Land Carbon Credits from 199,001 to 399,000ha

Category 12 land means all rateable which has been allocated Australian Carbon Credit Units with an area from 199,001 to 399,000 hectares.

Category 13 – Rural Land Carbon Credits greater than 399,001ha

Category 13 land means all rateable which has been allocated Australian Carbon Credit Units with an area greater than 399,001 hectares.

Category 14 – Petroleum, Oil and Gas Industries Leases

Category 14 land means all rateable leases in the Shire of Barcoo held under the *Mineral Resources Act 1989* or *Petroleum Act 1923* for the purpose of crude oil or natural gas production which is in production and by virtue of its operational impacts significantly on the economy and the environment and socio-economic diversity within the local community.

Category 15 – Petroleum, Oil and Gas Industries-Other

Category 15 land means all rateable land in the Shire of Barcoo used or intended to be used for activities associated with crude oil or natural gas extraction, production, transportation or other auxiliary purpose.

Category 16 – Mining Tenements to 5 ha

Category 16 land means all rateable land in the Shire of Barcoo held under the *Mineral Resources Act 1989* for the purpose of extracting precious metals, gemstones and minerals and by virtue of its operational impact on the economy and the environment with an area up to 5 hectares and socio-economic diversity within the local community.

Category 17 – Mining Tenements 5.1 ha to 10 ha

Category 17 land means all rateable land in the Shire of Barcoo held under the *Mineral Resources Act 1989* for the purpose of extracting precious metals, gemstones and minerals and by virtue of its operational impacts on the economy and environment with an area between 5 and 10 hectares and socio-economic diversity within the local community.

Category 18 – Mining Tenements 10.1 ha to 50 ha

Category 18 land means all rateable land in the Shire of Barcoo held under the *Mineral Resources Act 1989* for the purpose of extracting precious metals, gemstones and minerals and by virtue of its

operational impacts on the economy and environment with an area between 10.1 and 50 hectares and socio-economic diversity within the local community.

Category 19 – Mining Tenements greater than 50 ha

Category 19 land means all rateable land in the Shire of Barcoo held under the *Mineral Resources Act 1989* for the purpose of extracting precious metals, gemstones and minerals and by virtue of its operational impacts on the economy and environment with an area greater than 50 hectares and socio-economic diversity within the local community.

Category 20 – Extractive < 5,000 tonnes

Category 20 land means land permitted to be used for extractive purposes including dredging, excavating, quarrying, or sluicing of less than 5,000 tonnes/annum.

Category 21 – Extractive 5,001 – 100,000 tonnes

Category 21 land means land permitted to be used for extractive purposes including dredging, excavating, quarrying, or sluicing of between 5001 to 100,000 tonnes/annum.

Category 22 – Extractive >100,001 tonnes

Category 22 land means land permitted to be used for extractive purposes including dredging, excavating, quarrying, or sluicing of greater than 100,001 tonnes/annum.

Category 23 – Workforce Accommodation 15- 50 persons

Category 23 land means land used or intended to be used, in whole or part, for providing workforce accommodation for between 15-50.

Category 24 –Workforce Accommodation < 51-100 persons

Category 24 land means land used or intended to be used, in whole or part, for providing workforce accommodation for between 51-100 people.

Category 25 –Workforce Accommodation < 101-200 persons

Category 25 land means land used or intended to be used, in whole or part, for providing workforce accommodation for between 101-200 people.

Category 26 –Workforce Accommodation 200+ persons

Category 26 land means land used or intended to be used, in whole or part, for providing workforce accommodation for 201 or more people.

Minimum General Rates

The following minimum general rates have been made for 2024-2025:

Category	Cents in Dollar of Unimproved Valuation	Minimum Rate
Category 1	6.44776 cents in dollar	\$604.00
Category 2	6.44776 cents in dollar	\$604.00
Category 3	4.99072 cents in dollar	\$604.00
Category 4	4.99072 cents in dollar	\$604.00
Category 5	8.21052 cents in dollar	\$604.00
Category 6	8.21052 cents in dollar	\$604.00

REVENUE STATEMENT

Category	Cents in Dollar of Unimproved Valuation	Minimum Rate
Category 7	5.58318 cents in dollar	\$677.00
Category 8	0.2523 cents in dollar	\$604.00
Category 9	0.24004 cents in dollar	\$29,031.00
Category 10	0.25166 cents in dollar	\$36,928.00
Category 11	0.2523 cents in dollar	\$604.00
Category 12	0.24004 cents in dollar	\$29,031.00
Category 13	0.25166 cents in dollar	\$36,928.00
Category 14	43.23362 cents in dollar	\$35,265.00
Category 15	78.17480 cents in dollar	\$8,539.00
Category 16	7.81748 cents in dollar	\$433.00
Category 17	7.81810 cents in dollar	\$565.00
Category 18	7.81810 cents in	\$623.00
Category 19	7.81810 cents in dollar	\$673.00
Category 20	0.92054 cents in dollar	\$2,439.00
Category 21	0.92054 cents in dollar	\$6,246.00
Category 22	0.92054 cents in dollar	\$24,985.00
Category 23	0.92054 cents in dollar	\$12,807.00
Category 24	0.92054 cents in dollar	\$43,550.00
Category 25	0.92054 cents in dollar	\$86,246.00
Category 26	0.92054 cents in dollar	\$171,638.00

Limitation of Increase in the Rate Levied

Council chooses not to limit any amount of increase in rate levied for any Category (s116 LGR).

Special Rates and Charges

Special Charge for Pest Plant and Pest Animal Control

In accordance with Section 94 of the Local Government Act and section 94 of the Local Government Regulation, Council shall levy a special charge for the provision of pest control services to rural properties in the region.

It is considered that the properties subject of the charge specially benefit from the provision of pest

control services. These services assist with the control of wild dogs which can reduce the threat to livestock and the control of Weeds of National Significance which are a restricted and invasive group of plants that threaten agricultural activities.

A special charge shall be levied, and no discount will apply:

Pest Plant and Animal Control – Rural Land	
Description	Charge 2024 - 2025
per hectare on all rural land within the Council area, having an area in excess of 1,000 hectares	3.225 cents per hectare

Overall Plan for the Pest Plant and Animal Control special charge is as follows:

1. The service, facility or activity is provision of pest control services to the rural parts of the Council area. These pest control services serve to assist with the control of wild dogs and wild pigs which, in turn, improves the viability of, and therefore benefits, the land being levied. A panel will continue to manage the process and act as an advisory committee to Council on wild animal control within the Shire.
2. The rateable land to which the special rate shall apply is all rural land within the Council area, having an area in excess of 1,000 hectares. Council considers that the rateable land described above derives a special benefit from the service, facility and activity funded by the special charge at differential levels reflecting the degree to which the land or its occupier is considered to derive benefit.
3. The estimated cost of carrying out the overall plan is \$230,000.
4. The timeframe for carrying out the overall plan is 12 months ending 30 June 2025.

Ex-gratia Rates

Council presently has one assessment which is subject to these arrangements owned by the Commonwealth Government:

Schedule 1	
Assessment No	Charge 2024 - 2025
217-5000-000	\$ 1,938

Utility Charges

Water Charges

An annual water (utility) charge is levied in the townships of Jundah, Windorah and Stonehenge (s94 *Local Government Act 2009* and section 99 of the *Local Government Regulation 2012*). The charge is levied according to the following:

- A fixed amount representing the provision of infrastructure which is chargeable on all land capable of being connected to a main with an allocation of treated and raw water deemed by Council in the Water Charges Schedule below, to be of sufficient quantity to service the needs of the rate assessment. (Initial Allocation **Treated Water 3 kilolitre per unit, and Raw 7 kilolitres per unit**)
- A charge of **\$0.78 per kilolitre** treated water (Type I) for each kilolitre consumed over the initial allocation (the allocation is determined by the Units Charged as per Water Charges schedule)
- A charge of **\$0.78 per kilolitre** treated water (Type II) for each kilolitre consumed over the initial allocation (the allocation is determined by the Units Charged as per Water Charges schedule) delivered outside of the declared water service area.
- A charge of **\$0.32 per kilolitre** raw water for each kilolitre consumed over the initial allocation (the allocation is determined by the Units Charged as per Water Charges schedule)
- Council owned or controlled lands are included.

Water Charges Schedule 2024 - 2025

TYPE	CRITERIA	UNITS
Vacant land – infrastructure costs	Capable of being connected or adjacent main	25
Vacant land	Connected to main water available for use	50
Occupied land – dwelling	Principal building/s	100
Duplex per unit	Principal building/s	100
Flats per unit	Principal building/s	75
Cabins self-contained	Temporary building/s	25
Temporary accommodation	Approved as per Local Law i.e. occupied caravans	100
Hotel only		100
Hotel dwelling	Separate or included in hotel or accommodation	100
Hotel accommodation units/motel	Each unit	10
Business	Separate retail outlet	50
Business and dwelling combined	One building not separate on one block	150
Business and dwelling combined	Home occupation	125
SES Shed		50
Fire Brigade		50
Hospital		300
Hospital dwelling		100
Police Station		100
Police Sergeant’s Residence		100
Police Second Officers Residence		100
School		200
Caravan Park	No caretaker accommodation	50
Caravan Park	With caretaker accommodation	150
Permanent Sites	Each unit in addition	50
Overnight Sites	Each site in addition	10
Cabins		10
Church	Unoccupied	50
Sports Ground Jundah	Pavilion, Tennis Courts, Toilet Blocks	200
Sports Ground Windorah	Pavilion, Catering Facility, 1 Toilet Block	200
Sports Ground Stonehenge	Tennis Courts	100
Stonehenge Caravan Park	Toilet Block Rest Area	125
Memorial Park Jundah	Includes Playgroup Facility & Toilets	300

REVENUE STATEMENT

TYPE	CRITERIA	UNITS
Rabig Park Windorah	Includes Playgroup Facility & Toilet Block	300
Arts & Crafts Windorah	Arts & Crafts Building, Slab Hut	100
Power Stations	Jundah, Windorah	100
Water Treatment Plants	Jundah, Windorah & Stonehenge	100
Swimming Pool Jundah	Toilet/Ablution Facilities	300
Racecourse	Jundah, Stonehenge & Windorah	200
Golf Club Jundah	Club House & Facilities	50
Public Halls	Jundah, Windorah, Stonehenge	100
Depot Jundah	W/Shop, Store, Boys Town, Wash Down Area	500
Depot Windorah & Stonehenge	W/Shop SES	150
Pig Box	Stonehenge 2, Jundah 1, Windorah 2	150
Median Strips/Street Trees	Windorah, Jundah, Stonehenge Each	300
Aerodrome Jundah	Unlicensed Aerodrome	100
Aerodrome Stonehenge	Unlicensed Aerodrome	100
Aerodrome Windorah	Licensed Aerodrome	125
APA Gas Facility	Workshop/Residence Windorah	200
Service Stations	Principal Building/s	100
Stables	Licensed as per Local Laws	50
Class 10 Non-Habitable Building	Storage Sheds etc Principal Building	50
Public Wash Down Area		200
Shire Office Jundah		200
Museum Jundah		50
Sand Yard		200
Ergon Solar Farm		300

Water Charge per Unit

Category	Description	Per Unit Charge 2024 - 2025
Category 1	Township of Jundah	\$10.98
Category 2	Township of Windorah	\$10.98
Category 3	Township of Stonehenge	\$10.98

Waste Management Utility Charges

An annual Waste Management Utility charge is levied in the townships of Jundah, Windorah and Stonehenge (s94 LGA). The charge is levied according to a fixed unit basis representing one domestic service and one bin on all occupied land.

Extra services are in multiples of the basic unit and extra bins are at a flat rate charge per bin. Council

owned or controlled lands are included.

Garbage Charges 2024 - 2025	
Per Service	\$293
Extra Service	\$225

Emergency Management, Fire and Rescue Levy

Council is required to charge all ratepayers in the Barcoo Shire a Fire levy (*Fire and Rescue Service Act 1990, Fire and Rescue Service Regulation 2011*).

Emergency Management Levy 2024 - 2025

DESCRIPTION - Fire Service Class E	Charges 2024 - 2025
Emergency Services Levy Charge Group 1	\$29.20
Emergency Services Levy Charge Group 2	\$119.00
Emergency Services Levy Charge Group 3	\$292.80
Emergency Services Levy Charge Group 4	\$591.60
Emergency Services Levy Charge Group 5	\$972.40
Emergency Services Levy Charge Group 6	\$1,752.20
Emergency Services Levy Charge Group 7	\$1,752.20
Emergency Services Levy Charge Group 8	\$1,752.20
Emergency Services Levy Charge Group 9	\$1,752.20
Emergency Services Levy Charge Group 10	\$1,752.20
Emergency Services Levy Charge Group 11	\$1,752.20
Emergency Services Levy Charge Group 12	\$1,752.20
Emergency Services Levy Charge Group 13	\$1,752.20
Emergency Services Levy Charge Group 14	\$1,752.20
Emergency Services Levy Charge Group 15	\$1,752.20
Emergency Services Levy Charge Group 16	\$1,752.20

Regulatory and Non-Regulatory Charges

Regulatory charges shall be measured on the basis of the estimated cost of providing the goods or service. Non-regulatory charges shall be measured on a commercial basis unless it is considered necessary to reduce the charge in order to maintain access to certain services for disadvantaged persons.

General Charges

Council fixes charges for services and facilities supplied by it in relation to Section 94 of the Act. A Register of the Council's general charges is kept by the Council at its office in Jundah and in accordance with the provisions of the Act; this Register is open to inspection. In determining the level of all general charges, the Council examines the economic indicators and having due regard for the levels and ranges of services delivered.

Current Miscellaneous Fees and Charges are shown in the **Fees and Charges Schedule**.

Interest

Council may impose interest on rates and charges that remain unpaid after the sectional period expires i.e. 1st July and 1st January each calendar year and may include assessments that are making payments of outstanding rates by instalment.

Pursuant to section 133 of the Local Government Regulation 2012, set compound interest on daily rests at the rate of 12.35%, being 4.35% per annum plus the 90 Day Bank Bill Yield Rate of 8% at March 2023, to be charged on all overdue rates or charges after 30 days from close of discount date of the rates notice and may include assessments that are making payments of outstanding rates by instalment.

Where the amount of interest charged is less than \$10.00 and the rates have been paid in full in the period between the close of discount and the end of the month, the interest may be written off following approval from the Chief Executive Officer.

B. Principles used for the levying of rates

In levying rates Council will apply the principles of:

- Making clear what is the Council's and each ratepayer's responsibility to the rating system
- Making the levying system simple and inexpensive to administer
- Timing the levy of rates to take into account the financial cycle of local economic activity, in order to assist smooth running of the local economy
- Equity through flexible payment arrangements for ratepayers with a lower capacity to pay.

Levying Of Rates and Charges

In accordance with section 104 of the *Local Government Regulation 2012*, Council will issue a rates notice to the owner of the land on which a rate or charge has been applied. Rates notices shall include the date the notice was issued, the date by which time the rate must be paid and any discounts, rebates or concessions applied.

Council will issue notices on a half yearly basis during the periods 1 July to 31 December and 1 January to 30 June in the respective financial year.

Council will responsibly ensure that the rates and charges applied are correct and are generally issued within the month of August and February to better take into account the financial cycle of the local economy.

Methods of Payment

Council will accept the payment of rates by the following methods.

- Cash
- Certain Credit Cards
- EFTPOS / Electronic funds transfer
- BPAY – Available through participating financial Institutions
- Cheque

Payments can be made at the following locations:

- | | |
|---------------------------------|---|
| • Administration Office | 6 Perkins Street, Jundah. |
| • Windorah Information Centre | 7 Maryborough Street, Windorah |
| • Stonehenge Information Centre | 9 Stratford Street, Stonehenge |
| • By Mail | Barcoo Shire Council, PO Box 14, Jundah QLD4736 |

Acceptance of a cheque and issue of a receipt are conditional on collection of the proceeds and until collection, no credit is given or implied. Property owners will be liable for any dishonour fees and discount will be lost where cheques are dishonoured and not rectified prior to the discount date.

Payments In Advance

Payments in advance by way of lump sum or instalments may be accepted, however interest will not be payable on any credit balances held.

Payment of Rates by Instalments

Council has no specific policy on payment of rates by instalment and applications received are considered on merit and within the terms of the Section 129 of the *Local Government Regulation 2012*.

Time in which rates or charges must be paid.

Council has set the time in which rates and charges must be paid at 30 clear days after the date of issue of the rate notice (s132 LGR).

C. Principles used for the recovery of rates and charges.

Council will exercise its rate recovery powers in order to reduce the overall rate burden on ratepayers. It will be guided by the principles of:

- Transparency by making clear the obligations of ratepayers and the processes used by Council in assisting them meet their financial obligations;
- Making the processes used to recover outstanding rates and charges clear, simple to administer and cost effective;
- Capacity to pay in determining appropriate arrangements for different sectors of the community;
- Equity by having regard to providing the same treatment for ratepayers with similar circumstances; and
- Flexibility by responding where necessary to changes in the local economy

An overdue rate is an amount of a rate payable to a local government that remains unpaid at the end of the period specified in the rate notice as the period within which the amount of the rate is payable, (including any amount of interest on the rate).

With due regard for financial hardship, Council shall actively pursue the collection of outstanding rates and charges.

Standard Performance

- 1st Notice issued within 21 days of end of discount period,
- 2nd Notice issued subsequent to the 1st notice having regard for any correspondence and or contact (A further 21 days after first notice),
- Clients will be given the opportunity to initiate an instalment plan satisfactory to both parties and that reduce the balance substantially to avoid an escalation of balances subsequent to new levies,
- Where there has been no movement on an account or an instalment plan has defaulted, Council may with the issue of third and final notice refer the debt to a debt recovery agent, (elected through quotation or tender),
- Generally, an account will not be referred to the collection agent, unless it is \$500 or greater in value,
- All debts referred to a recovery agent, shall be subject to their terms and conditions of payment.
- Payment plans will be considered even though Council has referred the debt to a collection agent, and.
- Where the collection agent is unable to trace the interested parties, the account shall be referred to Council and standard reminder notices will be forwarded periodically.

Further Action

Where the collection agent has returned no result, Council may make a resolution, to proceed with legal action against the interested parties. Properties in default of payment for the relevant time period as defined within the regulation may initiate action under Section 132 of the *Local Government Regulation 2012* – *What are overdue rates or charges and when do they become overdue.*

Exceptional Circumstances - Drought Relief or Natural Disaster

Council may at its discretion grant some relief to rural ratepayers who are financially stressed by drought or have been affected by a natural disaster. The relief may be in the form of an extension to the period during which Council will permit discount to be deducted from rates. This period shall be extended to the end of the period covered by the rate levy. This concession may be available only to

primary producers who can provide objective evidence of financial difficulty arising from drought or natural disaster. The Department of Agriculture and Fisheries shall be the determining body for the process of declaration of drought.

D. Principles used for concessions for rates and charges.

In considering the application of concessions, Council will be guided by the principles of:

- Equity by having regard to the different levels of capacity to pay within the local community,
- The same treatment for ratepayers with similar circumstances,
- Transparency by making clear the requirements necessary to receive concessions, and;
- Flexibility to allow Council to respond to local economic issues.

Consideration may be given by Council to granting a class concession in the event all or part of the local government area is declared a natural disaster area by the State Government.

Rebates and Concessions

Discount

In accordance with Section 130 of the *Local Government Regulation 2012*, a discount of 10% is allowed on specified rates and charges if paid in full by the date determined on the rate notice.

If Council is satisfied that a person liable to pay a rate has been prevented, by circumstances beyond the person's control, from paying the rate in time to benefit from a discount under section 130 of the *Local Government Regulation 2012*, Council may still allow the discount following written application by the ratepayer.

Pensioner Remissions

Pensioners, who make application in the prescribed manner and are eligible, will be granted a **50%** remission on all rates and charges, up to a maximum remission \$750 per year.

Remissions will only apply to categories 1, 3 and 5 being for the townships of Jundah, Windorah and Stonehenge.

This provision does not apply to any other persons except pensioners.

Prescribed pensioner means a pensioner:

- Who holds a current Pensioner Concession Card, issued by Centrelink or Department of Veterans' Affairs. The Card must be produced by the applicant when making the application for remission.
- Who either solely or jointly has the legal responsibility for the payment of the rate levy in respect of the parcel of rateable land, and;
- Whose principal place of residence is the parcel of rateable land in respect of which they have the legal responsibility for the payment of the rate levy. Council may grant a rebate of rates and charges for land occupied only by pensioners only if the landowner agrees to pass the benefit of the rebate on to the pensioners.

Exempt Assessments

General Charges

Under Section 93 of the *Local Government Act 2009* "Subsection (3) gives the Council a general power to exempt land from rating by resolution, if it is used for "charitable" purposes. It is considered that the term "charitable" would be given its technical legal meaning which is not limited to "charities" as the term is used in popular language, but extends to educational purposes, uses related to assistance to the poor, uses related to assistance to the sick and, very broadly, other purposes beneficial to the public. The use of the technical meaning, which is broader than the "popular" meaning in everyday speech, is supported by many cases from various jurisdictions dealing with similar legislation including the Privy Council's decision in *Ashfield Municipal Council v Joyce* (1976) 34 LGRA 316, and the more recent NSW decision (subsequently upheld on appeal) in *Bodalla Aboriginal Housing Co Ltd v Eurobodalla Shire Council* (2011) 184 LGERA 315.

Thus, subsection (3) allows a local government to grant rates exemption whenever land is being used for a purpose which has a public service element, and which is conducted on a non-profit basis. The concept of “non-profit” does not necessarily require that revenue never exceeds expenses; what is required is that all revenue goes directly towards advancing the relevant public purpose, and that no individual makes a personal profit out of the operations of the activity.”

Section 73 of the *Local Government Regulation 2012* provides for further exemptions for land held for religious, recreation, sporting, hospital, educational and other charitable purposes.

Assessment	Owner	Amount
272-00000-000	Jundah Golf Club Incorporated	\$604
304-00000-000	Windorah Rodeo Club Incorporated	\$604
197-00000-000	Windorah Development Board Incorporated (Court House)	\$604
183-10000-000	Windorah Development Board Incorporated (Post Office)	\$604
189-00000-000	Roman Catholic Diocese of Toowoomba	\$604
63-50000-000	Roman Catholic Trust corporation for the Roman Catholic diocese of Rockhampton	\$604
172-00000-000	St Clairs Anglican Church	\$604
35-00000-000	The Corporation of the Synod of the Diocese of Rockhampton	\$604
156-50000-000	Mithaka Aboriginal Corporation	\$604

E. Principles Used for Determining Cost Recovery Fees

Cost-Recovery Fees

Council regulates various activities within the community in order to ensure a standard of amenity commensurate with public expectations and to comply with legislative requirements. The fees are not to be more than the cost to Council of taking the action for which the fee is charged. Council sets these fees each financial year. These fees are subject to change by Council resolution at any time.

Business Activities

Sections 9 (Powers of local governments generally) and 262 (Powers in support of responsibilities) of the *Local Government Act 2009* provide the Council, as a legal entity, with powers to charge for services and facilities it supplies, other than a service or facility for which a cost-recovery fee may be fixed. Such business activity charges are for transactions where the Council is prepared to provide a service and the other party to the transaction can choose whether or not to avail itself of the service. The making of business activity charges may be delegated by the Council (recorded in the Delegations Register).

Business activity charges are subject to the Goods and Services Tax. Such charges may be reviewed by the Council at any time. The nature, level and standard of the entitlement, facility or service is considered by the Council in the setting of business activity charges. Central to deliberations on these matters is the Council's community service obligation and the principle of social equity.

The principle of "user pays" is considered only where the provision of a service, entitlement or facility may be in direct competition with private enterprise. Business activity charges include but are not confined to the following: rents, sale of fuel and goods, plant hire, private works and hire of facilities.

Contract and Private Work

Contract and / or private work undertaken by the Council will be charged at rates not less favourable than commercial rates applicable at the time and as determined by Council from time to time.

Operating Capabilities, Borrowings, Depreciation and Provisions

Borrowings

Borrowings are as per Council’s adopted Debt and Borrowings Policy.

Depreciation and Non-Cash Expenses

Council's non-cash expenses including depreciation are to be fully funded.

Developer Costs

Barcoo Shire Council has not adopted a Local Government Infrastructure Plan made under the *Planning Act 2016*. Therefore an Adopted Infrastructure Charges Resolution cannot be implemented. In doing so, Council is seeking to encourage development and is committed to maintaining and expanding its trunk infrastructure through its rates base and Government subsidies. However any assessable development is subject to reasonable and relevant development conditions and an infrastructure agreement if required to service the development to an acceptable standard.

Goods and Services Tax

Goods and Services Tax (GST) is charged on any Council rates or charges, fees, services or materials where applicable and according to law.

Exempt Lands

The lands mentioned in Section 93 of the *Local Government Act 2009*, are exempt lands within the Barcoo Shire Council.

Code of Competitive Conduct

Council will not officially apply the Code of Competitive Conduct as defined by Section 19 of the *Local Government Regulation 2012*, however Council will apply full cost pricing to all activities undertaken by Council and shall continue to analyse and monitor all council activities to ensure overheads and on-costs are distributed equitably, competitive neutrality is observed and Community Service Obligations are identified and met.

5. RESPONSIBILITIES

Chief Executive Officer is responsible for implementation of this Policy.

6. DELEGATIONS:

N/A

7. RELATED LEGISLATION

Local Government Act 2009 (LGA), s104 Financial Management Systems
Local Government Regulation 2012 (LGR) s72 Revenue Statement Contents

8. REVIEW

The Chief Executive Officer may without referral to Council, review and make amendments of a minor administrative nature that do not affect the intent of the policy, e.g. change of legislation, change of personnel responsibilities, repair drafting error, etc.

9. DEFINITIONS

Nil

**QTC Local Government Forecasting Model—Barcoo Shire Council
Statement of Comprehensive Income**

Line Item	Jun-22A 000	Jun-23A 000	Jun-24A 000	Jun-25B 000	Jun-26F 000	Jun-27F 000	Jun-28F 000	Jun-29F 000	Jun-30F 000	Jun-31F 000	Jun-32F 000	Jun-33F 000	Jun-34F 000
Income													
Revenue													
Operating revenue													
Net rates, levies and charges	1,586	2,890	1,615	1,738	1,807	1,662	1,916	1,975	2,034	2,085	2,158	2,223	2,290
Fees and charges	166	181	170	172	179	183	187	190	194	198	202	206	210
Rental income	313	339	436	350	364	375	386	398	410	422	435	448	451
Interest received	42	342	635	566	588	594	600	606	612	618	624	631	637
Sales revenue	14,245	12,155	7,621	9,855	10,353	10,253	10,561	10,878	11,204	11,540	11,866	12,243	12,610
Profit from investments	-	-	-	-	-	-	-	-	-	-	-	-	-
Other income	52	35	15	24	25	26	26	27	28	29	30	31	32
Grants, subsidies, contributions and donations	8,259	12,221	4,752	9,386	9,762	9,859	10,056	10,258	10,453	10,672	10,855	11,103	11,325
Total operating revenue	24,674	28,163	15,244	22,190	23,078	23,152	23,734	24,331	24,945	25,574	26,220	26,884	27,564
Capital revenue													
Grants, subsidies, contributions and donations	2,639	2,121	6,801	2,321	2,413	2,437	2,486	2,536	2,587	2,638	2,691	2,745	2,800
Total revenue	27,314	30,283	22,045	24,511	25,491	25,589	26,220	26,867	27,531	28,213	28,912	29,629	30,364
Capital income													
Total capital income	-	-	-	-	-	-	-	-	-	-	-	-	-
Total income	27,314	30,283	22,045	24,511	25,491	25,589	26,220	26,867	27,531	28,213	28,912	29,629	30,364
Expenses													
Operating expenses													
Employee benefits	6,484	6,043	5,519	5,971	6,210	6,334	6,461	6,590	6,722	6,856	6,993	7,133	7,276
Materials and services	12,636	13,043	8,135	11,055	11,497	11,612	11,728	11,846	11,964	12,084	12,205	12,327	12,450
Finance costs	6	32	22	25	26	20	20	20	20	20	20	20	20
Depreciation and amortisation	6,445	5,887	7,641	8,097	8,421	8,589	8,761	8,936	9,115	9,297	9,483	9,673	9,866
Other expenses	-	-	-	-	-	-	-	-	-	-	-	-	-
Total operating expenses	25,571	25,006	21,316	25,148	26,154	26,555	26,970	27,391	27,820	28,257	28,701	29,152	29,612
Capital expenses													
Total capital expenses	4,151	1,042	800	800	1,000	800	1,000	800	1,000	800	800	800	800
Total expenses	29,722	26,048	22,116	25,948	27,154	27,355	27,970	28,191	28,820	29,057	29,501	29,952	30,412
Net result	(2,408)	4,235	(73)	(1,437)	(1,663)	(1,766)	(1,750)	(1,324)	(1,289)	(844)	(589)	(324)	(47)
Tax equivalents													

QTC Local Government Forecasting Model—Barcoo Shire Council
Statement of Comprehensive Income

Line item	Jun-22A 000	Jun-23A 000	Jun-24A 000	Jun-25B 000	Jun-26F 000	Jun-27F 000	Jun-28F 000	Jun-29F 000	Jun-30F 000	Jun-31F 000	Jun-32F 000	Jun-33F 000	Jun-34F 000
Net result before tax equivalents	(2,408)	4,235	(73)	(1,437)	(1,663)	(1,766)	(1,760)	(1,324)	(1,289)	(844)	(589)	(324)	(47)
Tax equivalents payable	-	-	-	-	-	-	-	-	-	-	-	-	-
Net result after tax equivalents	(2,408)	4,235	(73)	(1,437)	(1,663)	(1,766)	(1,760)	(1,324)	(1,289)	(844)	(589)	(324)	(47)
Other comprehensive income													
Items that will not be reclassified to net result	-	-	-	-	-	-	-	-	-	-	-	-	-
Increase (decrease) in asset revaluation surplus	-	-	-	-	-	-	-	-	-	-	-	-	-
Miscellaneous comprehensive income	-	-	-	-	-	-	-	-	-	-	-	-	-
Total other comprehensive income for the year	-	-	-	-	-	-	-	-	-	-	-	-	-
Total comprehensive income for the year	(2,408)	4,235	(73)	(1,437)	(1,663)	(1,766)	(1,760)	(1,324)	(1,289)	(844)	(589)	(324)	(47)
Operating result													
Operating revenue	24,674	26,163	15,244	22,190	23,078	23,152	23,734	24,331	24,945	25,574	26,220	26,884	27,564
Operating expenses	25,571	25,006	21,318	25,148	26,154	26,555	26,970	27,391	27,820	28,257	28,701	29,152	29,612
Operating result	(896)	3,157	(6,073)	(2,958)	(3,076)	(3,404)	(3,236)	(3,060)	(2,876)	(2,683)	(2,480)	(2,269)	(2,047)

QTC Local Government Forecasting Model—Barcoo Shire Council
Statement of Financial Position

Line item	Annual Result Jun-22A	Jun-23A	Jun-24A	Jun-25B	Jun-26F	Jun-27F	Jun-28F	Jun-29F	Jun-30F	Jun-31F	Jun-32F	Jun-33F	Jun-34F
Assets	000	000	000	000	000	000	000	000	000	000	000	000	000
Current assets													
Cash and cash equivalents	11,430	18,772	8,621	12,794	15,138	17,224	18,580	19,714	20,636	21,857	23,388	25,240	26,925
Trade and other receivables	792	752	800	800	1,797	2,184	1,271	1,300	1,336	1,370	1,404	1,436	1,476
Inventories	660	881	992	750	615	615	615	615	615	615	615	615	615
Other current assets	834	381	1,578	49	45	39	33	33	32	32	32	32	32
Non-current assets held for sale	-	-	-	-	-	-	-	-	-	-	-	-	-
Total current assets	13,715	20,786	11,991	14,393	17,596	20,062	20,500	21,662	22,620	23,874	25,439	27,323	29,048
Non-current assets													
Inventories	-	-	-	-	-	-	-	-	-	-	-	-	-
Trade and other receivables	2	1	2	-	-	-	-	-	-	-	-	-	-
Investments	-	-	-	-	-	-	-	-	-	-	-	-	-
Land	973	973	957	973	973	973	973	973	973	973	973	973	973
Land improvements	-	-	-	-	-	-	-	-	-	-	-	-	-
Buildings	24,328	27,920	29,920	29,920	29,920	29,920	29,920	29,920	29,920	29,920	29,920	29,920	29,920
Plant & equipment	7,617	8,333	8,333	6,333	6,333	6,333	6,333	6,333	6,333	6,333	6,333	6,333	6,333
Furniture & fittings	121	304	282	282	282	282	282	282	282	282	282	282	282
Roads, drainage & bridge network	147,723	167,657	182,758	182,758	184,586	186,432	188,296	190,179	192,081	194,001	195,941	197,901	199,880
Water	8,920	12,102	14,102	14,102	14,102	14,102	14,102	14,102	14,102	14,102	14,102	14,102	14,102
Sewerage	-	-	-	-	-	-	-	-	-	-	-	-	-
Miscellaneous	12,738	13,363	13,363	13,363	13,363	13,363	13,363	13,363	13,363	13,363	13,363	13,363	13,363
Work in progress	4,665	949	5,175	7,000	7,000	7,000	7,000	7,000	7,000	7,000	7,000	7,000	7,000
Property, plant & equipment	207,084	231,601	254,891	256,731	258,559	260,405	262,269	264,152	266,054	267,975	269,915	271,874	273,853
Other non-current assets	2	-	2	3	3	3	3	3	3	3	3	3	3
Total non-current assets	207,086	231,602	254,895	256,734	258,562	260,408	262,272	264,155	266,057	267,978	269,918	271,877	273,856
Total assets	220,801	253,387	266,886	271,128	276,158	280,470	282,772	285,817	288,676	291,852	295,357	299,200	302,904

**QTC Local Government Forecasting Model—Barcoo Shire Council
Statement of Financial Position**

Line item	Annual Result												
	Jun-22A	Jun-23A	Jun-24A	Jun-25B	Jun-26F	Jun-27F	Jun-28F	Jun-29F	Jun-30F	Jun-31F	Jun-32F	Jun-33F	Jun-34F
	000	000	000	000	000	000	000	000	000	000	000	000	000
Liabilities													
Current liabilities													
Overdraft	1,906	1,623	1,716	1,716	1,716	1,716	1,716	1,716	1,716	1,716	1,716	1,716	1,716
Trade and other payables	7	-	-	6	-	-	-	-	-	-	-	-	-
Borrowings	863	895	984	728	280	280	280	280	280	280	280	280	280
Provisions	2,349	3,060	1,074	1,074	1,074	1,074	1,074	1,074	1,074	1,074	1,074	1,074	1,074
Other current liabilities													
Total current liabilities	5,115	5,577	3,774	3,518	3,076	3,069	3,069	3,069	3,069	3,069	3,069	3,069	3,069
Non-current liabilities													
Trade and other payables	20	-	-	20	-	-	-	-	-	-	-	-	-
Borrowings	-	-	-	-	-	-	-	-	-	-	-	-	-
Provisions	1,146	1,194	1,368	1,453	1,481	1,540	1,571	1,602	1,634	1,667	1,700	1,734	1,769
Other non-current liabilities	-	-	-	-	-	-	-	-	-	-	-	-	-
Total non-current liabilities	1,165	1,194	1,368	1,473	1,481	1,540	1,571	1,602	1,634	1,667	1,700	1,734	1,769
Total liabilities	6,281	6,771	5,142	4,991	4,556	4,609	4,640	4,671	4,703	4,736	4,769	4,803	4,838
Net community assets	214,521	245,616	261,744	266,137	271,601	275,861	278,132	281,146	283,973	287,116	290,587	294,396	298,066
Community equity													
Asset revaluation surplus	177,205	203,582	219,669	219,669	221,696	223,542	225,407	227,290	229,191	231,112	233,062	235,012	236,991
Retained surplus	37,316	42,033	41,875	46,268	49,905	52,319	52,725	53,856	54,782	56,003	57,535	59,385	61,076
Total community equity	214,521	245,616	261,744	266,137	271,601	275,861	278,132	281,146	283,973	287,116	290,587	294,396	298,066
Reconciliation													
Net community assets to community equity	(0)	-	(0)	(0)	(0)	(0)	(0)	(0)	(0)	(0)	(0)	(0)	(0)

QTC Local Government Forecasting Model—Barcoo Shire Council
Statement of Cash Flows

Line item	Annual result Jun-22A 000	Jun-23A 000	Jun-24A 000	Jun-25B 000	Jun-25F 000	Jun-27F 000	Jun-28F 000	Jun-29F 000	Jun-30F 000	Jun-31F 000	Jun-32F 000	Jun-33F 000	Jun-34F 000
Cash flows from operating activities													
Receipts from customers	17,667	15,227	9,639	11,865	12,339	13,298	13,165	13,293	13,432	13,833	14,246	14,672	15,110
Payments to suppliers and employees	(21,916)	(19,501)	(13,065)	(17,026)	(17,707)	(18,946)	(18,689)	(18,666)	(18,666)	(18,640)	(19,198)	(19,460)	(19,726)
Payments for land held as inventory	-	-	-	-	-	-	-	-	-	-	-	-	-
Proceeds from sale of land held as inventory	-	-	-	-	-	-	-	-	-	-	-	-	-
Dividend received	-	-	-	-	-	-	-	-	-	-	-	-	-
Interest received	42	342	635	566	588	594	600	606	612	618	624	631	637
Rental income	313	339	436	350	364	375	386	398	410	422	435	448	461
Non-capital grants and contributions	10,662	13,483	4,732	9,855	9,762	9,859	9,056	8,758	8,463	8,672	8,885	9,103	8,825
Finance costs	(6)	(32)	(25)	(25)	(20)	(18)	(14)	(14)	(14)	(14)	(14)	(14)	(14)
Tax equivalents paid to General	-	-	-	-	-	-	-	-	-	-	-	-	-
Dividend paid to General	-	-	-	-	-	-	-	-	-	-	-	-	-
Payment of provision	-	-	-	-	-	-	-	-	-	-	-	-	-
Other cash flows from operating activities	915	(40)	-	-	-	-	-	-	-	-	-	-	-
Net cash inflow from operating activities	7,639	9,816	2,633	5,684	5,326	5,161	4,504	4,354	4,217	4,591	4,979	5,379	5,293
Cash flows from investing activities													
Payments for property, plant and equipment	(6,854)	(5,283)	(15,543)	(11,465)	(5,895)	(6,013)	(6,134)	(6,256)	(6,381)	(6,509)	(6,639)	(6,772)	(6,907)
Payments for intangible assets	-	-	-	-	-	-	-	-	-	-	-	-	-
Net movement in loans and advances	-	-	-	-	-	-	-	-	-	-	-	-	-
Proceeds from sale of property, plant and equipment	193	687	2,344	500	500	500	500	500	500	500	500	500	500
Grants, subsidies, contributions and donations	2,639	2,121	4,889	6,801	2,413	2,437	2,486	2,536	2,587	2,638	2,691	2,745	2,800
Other cash flows from investing activities	-	-	(4,474)	2,654	-	-	-	-	-	-	-	-	-
Net cash inflow from investing activities	(4,022)	(2,475)	(12,783)	(1,511)	(2,982)	(3,076)	(3,147)	(3,220)	(3,295)	(3,371)	(3,448)	(3,527)	(3,607)
Cash flows from financing activities													
Proceeds from borrowings	-	-	-	-	-	-	-	-	-	-	-	-	-
Repayment of borrowings	(7)	-	-	-	-	-	-	-	-	-	-	-	-
Repayments made on finance leases	-	-	-	-	-	-	-	-	-	-	-	-	-
Net cash inflow from financing activities	(7)	-	-	-	-	-	-	-	-	-	-	-	-

QTC Local Government Forecasting Model—Barcoo Shire Council
Statement of Cash Flows

Line item	Annual result Jun-22A 000	Jun-23A 000	Jun-24A 000	Jun-25B 000	Jun-26F 000	Jun-27F 000	Jun-28F 000	Jun-29F 000	Jun-30F 000	Jun-31F 000	Jun-32F 000	Jun-33F 000	Jun-34F 000
Total cash flows													
Net increase in cash and cash equivalent held	3,611	7,342	(10,151)	4,173	2,344	2,066	1,357	1,134	922	1,221	1,531	1,652	1,665
Opening cash and cash equivalents	7,619	11,430	16,772	8,621	12,794	15,138	17,224	18,580	19,714	20,636	21,657	23,388	25,240
Closing cash and cash equivalents	11,430	18,772	6,621	12,794	15,138	17,224	18,580	19,714	20,636	21,857	23,388	25,240	26,925

Reconciliation

Closing cash balance to Statement of Financial Position

	-	-	-	-	-	-	-	-	-	-	-	-	-
--	---	---	---	---	---	---	---	---	---	---	---	---	---

QTC Local Government Forecasting Model—Barcoo Shire Council Statement of Changes in Equity

Line item	Jun-24A	Jun-25B	Jun-26F	Jun-27F	Jun-28F	Jun-29F	Jun-30F	Jun-31F	Jun-32F	Jun-33F	Jun-34F
	000	000	000	000	000	000	000	000	000	000	000
Statement of Changes in Equity											
Asset revaluation surplus											
Opening balance	219,869	219,869	221,696	223,542	225,407	227,290	229,191	231,112	233,052	235,012	236,991
Net result	-	-	-	-	-	-	-	-	-	-	-
Increase in asset revaluation surplus	-	1,828	1,846	1,864	1,883	1,902	1,921	1,940	1,959	1,979	1,979
Internal payments made	-	-	-	-	-	-	-	-	-	-	-
Closing balance	219,869	221,696	223,542	225,407	227,290	229,191	231,112	233,052	235,012	236,991	236,991
Retained surplus											
Opening balance	41,875	46,268	49,905	52,319	52,725	53,856	54,782	56,003	57,535	59,385	59,385
Net result	4,393	3,637	2,414	407	1,131	925	1,222	1,532	1,850	1,850	1,691
Increase in asset revaluation surplus	-	-	-	-	-	-	-	-	-	-	-
Internal payments made	-	-	-	-	-	-	-	-	-	-	-
Closing balance	41,875	49,905	52,319	52,725	53,856	54,782	56,003	57,535	59,385	61,076	61,076
Total											
Opening balance	261,744	266,137	271,601	275,861	278,132	281,146	283,973	287,116	290,587	294,396	294,396
Net result	4,393	3,637	2,414	407	1,131	925	1,222	1,532	1,850	1,850	1,691
Increase in asset revaluation surplus	-	1,828	1,846	1,864	1,883	1,902	1,921	1,940	1,959	1,959	1,979
Internal payments made	-	-	-	-	-	-	-	-	-	-	-
Closing balance	261,744	266,137	271,601	275,861	278,132	281,146	283,973	287,116	290,587	294,396	298,066

QTC Local Government Forecasting Model—Barcoo Shire Council
Key Financial Sustainability Ratios

	Target	Jun-25B	Jun-23F	Jun-24F	Jun-25F	Jun-26F	Jun-27F	Jun-28F	Jun-29F	Jun-30F	Jun-31F
Operating Surplus Ratio	0% to 10%	-13%	-13%	-15%	-14%	-13%	-12%	-10%	-9%	-8%	-7%
Net Financial Liability Ratio	<60%	-38%	-39%	-29%	-19%	-14%	-11%	-10%	-10%	-12%	-16%
Asset Sustainability Ratio	>90%	81%	70%	70%	70%	70%	70%	70%	70%	70%	70%

End of page

2024 - 2025 Capital Works Plan

Description of Project	Consolidated Program Name	Responsible Officer	New, Upgrade, Renewal	Project Costs	2024-25 External Funding	2024-25 Internal Funding	Total Prioritisation Score	Ranking	Running Balance Projects Costs	Running Balance Internal Funding
Roads to Recovery Funding Allocation (ROADS ONLY) (\$710,542)	Allocated to Specific Projects Below						100	1	\$ -	\$ -
Local Roads & Community Infrastructure Program Funding (Transport Only) (\$408,856)	Allocated to Specific Projects Below						100	1	\$ -	\$ -
Local Roads & Community Infrastructure Program Funding (Non Transport) (\$710,542)	Allocated to Specific Projects Below						100	1	\$ -	\$ -
Works for Queensland					\$ 630,000	\$ 630,000	100	1	\$ -	\$ 630,000
Funding Assistance Grants (Over Road & Street Maintenance Budget)					\$ 397,827	\$ 397,827	100	1	\$ -	\$ 1,027,827
TIDS (\$30,000)	Allocated to Specific Projects Below						100	1	\$ -	\$ 1,027,827
TIDS (Discretionary Funding) (FOOTPATHS) (\$50,000)	Allocated to Specific Projects Below						100	1	\$ -	\$ 1,027,827
Jundah Water Treatment Plant Replacement (INTERNAL FUNDING ONLY SET ASIDE FOR FUTURE FUNDING APPLICATION)	Water	GM Town & Rural	Non Discretionary Upgrade	\$ 611,000		\$ 611,000	82	7	\$ 611,000	\$ 416,827
Barcoo Shire Council Playground Renovation	Transport - Road Recon	GM Op Works	Discretionary Upgrade	\$ 128,893	\$ 115,800	\$ 14,093	73	6	\$ 740,893	\$ 402,735
Barcoo Shire Council Playground Renovation (Options include Windorah, Jundah and/or Stonehenge or combination based on budget)	Other Structures	GM Town & Rural	Non Discretionary Upgrade	\$ 710,542	\$ 710,542	\$ -	73	8	\$ 1,451,435	\$ 402,735
Jundah Winton Road (4b) Ch20.52km Floodway Upgrade	Transport - Drainage	GM Op Works	Non Discretionary Upgrade	\$ 418,187	\$ 248,825	\$ 169,342	70	10	\$ 1,870,602	\$ 233,393
New IT Server	IT	CFO	Renewal	\$ 115,000		\$ 115,000	68	11	\$ 1,985,602	\$ 118,393
Plant Replacement Program (Net Difference between Expenditure and Revenue Shown)	Plant	GM Op Works	Renewal	\$ 1,800,000		\$ 1,800,000	68	11	\$ 3,585,602	\$ 1,481,608
Yarakka - Retreat Rd Reseal Ch17.705 to Ch18.550	Transport - Reseal	GM Op Works	Renewal	\$ 105,000	\$ 105,000	\$ -	65	13	\$ 3,688,602	\$ 1,481,608
Yarakka Retreat Rd (4b) Ch48.27km Grid Replacement	Transport - Grids	GM Op Works	Renewal	\$ 40,000		\$ 40,000	65	13	\$ 3,728,602	\$ 1,521,608
Yarakka Retreat Rd (4b) Ch61.88km Grid Replacement	Transport - Grids	GM Op Works	Renewal	\$ 40,000		\$ 40,000	65	13	\$ 3,768,602	\$ 1,561,608
Yarakka - Retreat Road (4b) Ch84.32km Minor Culvert Replacement	Transport - Drainage	GM Op Works	Renewal	\$ 220,000		\$ 220,000	65	13	\$ 3,988,602	\$ 1,781,608
Yarakka - Retreat Road (4b) Ch85.29km Minor Culvert Replacement	Transport - Drainage	GM Op Works	Renewal	\$ 425,000		\$ 425,000	65	13	\$ 4,413,602	\$ 2,206,608
Jundah Racecourse Tie Up Day Stalls (6x) - Replace stalls with new, compliant structures	Other Structures	GM Comm Services	Non Discretionary Upgrade	\$ 100,000	\$ 80,000	\$ 20,000	65	13	\$ 4,513,602	\$ 2,226,608
High Priority Minor Culvert Replacements - Options: Site 1: Yarakka Retreat Rd Ch79.74km Site 2: Yarakka Retreat Rd Ch80.015km Site 3: Yarakka Retreat Rd Ch80.080km	Transport - Drainage	GM Op Works	Non Discretionary Upgrade	\$ 605,000		\$ 605,000	65	13	\$ 5,018,602	\$ 2,731,608
Jundah Winton Road Reseal (4b) Ch106.8km to Ch112.23km	Transport - Reseal	GM Op Works	Renewal	\$ 288,000	\$ 288,000	\$ -	64	20	\$ 5,317,602	\$ 2,731,608
Windorah River Intake - Mulkem Pump Structure Redesign and Construction	Water	GM Town & Rural	Non Discretionary Upgrade	\$ 50,000		\$ 50,000	62	21	\$ 5,367,602	\$ 2,781,608
Replacement of Concrete Inverts - Stonehenge (x3)	Transport - Other	GM Op Works	Renewal	\$ 71,000		\$ 71,000	61	22	\$ 5,438,602	\$ 2,852,608
Replacement of Concrete Inverts - Jundah (x1)	Transport - Other	GM Op Works	Renewal	\$ 32,000		\$ 32,000	61	22	\$ 5,470,602	\$ 2,884,608
Conemara Rd (8b) Ch66.48km Grid Replacement	Transport - Grids	GM Op Works	Non Discretionary Upgrade	\$ 40,000	\$ 14,388	\$ 25,612	60	24	\$ 5,510,602	\$ 2,910,210
Arbury Road Reseal (5a) Ch38.77km to Ch48.68km	Transport - Reseal	GM Op Works	Renewal	\$ 380,000	\$ 380,000	\$ -	60	24	\$ 5,890,602	\$ 2,910,210
Arbury Road Reseal (5a) Ch82.74km to Ch88.62km	Transport - Reseal	GM Op Works	Renewal	\$ 324,000	\$ 324,000	\$ -	60	24	\$ 6,214,602	\$ 2,910,210
Stonehenge Community Centre Parking Lane Reconstruction	Transport - Road Recon	GM Op Works	Renewal	\$ 46,000		\$ 46,000	60	24	\$ 6,260,602	\$ 2,956,210
Bimeah Isaford Rd (5a) Ch16.98km Floodway Replacement	Transport - Drainage	GM Op Works	Non Discretionary Upgrade	\$ 205,000		\$ 205,000	60	24	\$ 6,465,602	\$ 3,161,210
Windorah Airport Lighting Control Cabinet Renewal	Other Structures	GM Town & Rural	Renewal	\$ 155,000		\$ 155,000	60	24	\$ 6,620,602	\$ 3,316,210
Yarakka - Retreat Road (4b) Ch47.08km Minor Culvert Removal	Transport - Drainage	GM Op Works	Non Discretionary Upgrade	\$ 110,000		\$ 110,000	58	31	\$ 6,730,602	\$ 3,462,210
Yarakka - Retreat Road (4b) Ch47.4km Minor Culvert Removal and associated lighting	Transport - Drainage	GM Op Works	Non Discretionary Upgrade	\$ 155,000		\$ 155,000	59	31	\$ 6,885,602	\$ 3,617,210
Windorah Water System Operations Improvement	Other Structures	GM Town & Rural	Non Discretionary Upgrade	\$ 130,000	\$ 30,000	\$ 100,000	58	33	\$ 7,015,602	\$ 3,712,210
Barcoo Shire Council Administration Building Septic System Upgrade - Design	Water	GM Town & Rural	Non Discretionary Upgrade	\$ 150,000		\$ 150,000	58	33	\$ 7,165,602	\$ 3,862,210
Jundah Post Office & Visitor Information Centre - Repaint outside walls	Buildings	GM Comm Services	Non Discretionary Upgrade	\$ 10,000		\$ 10,000	55	35	\$ 7,175,602	\$ 3,872,210
Windorah Hall Airconditioning and Updates	Buildings	GM Comm Services	Renewal	\$ 50,000		\$ 50,000	54	36	\$ 7,225,602	\$ 3,922,210
Old Jundah Caravan Park - Amenities (Adjacent to Pool Block) - Dispose of structure	Buildings	GM Comm Services	Renewal	\$ 110,000		\$ 110,000	54	36	\$ 7,335,602	\$ 4,032,210
Footpath construction (options include: - Dickson St (Park to Pub), Jundah - Windorah Primary Health Care Centre	Transport - Other	GM Op Works	New	\$ 100,000	\$ 50,000	\$ 50,000	49	38	\$ 7,395,602	\$ 4,082,210
Suanvale Lookout Structure and Furniture Renewal	Other Structures	GM Town & Rural	Renewal	\$ 25,000		\$ 25,000	46	40	\$ 7,420,602	\$ 4,112,210
Jundah Treated Water Reclamation Relocation and Hard Stand Area	Water	GM Town & Rural	Discretionary Upgrade	\$ 30,000		\$ 30,000	45	41	\$ 7,450,602	\$ 4,142,210
Old Jundah Store - Dispose of below ground components	Buildings	GM Town & Rural	Renewal	\$ 50,000		\$ 50,000	42	42	\$ 7,500,602	\$ 4,220,210
New Water Service Extension - Wallace St x2	Water	GM Town & Rural	Discretionary Upgrade	\$ 35,000		\$ 35,000	42	42	\$ 7,535,602	\$ 4,252,210
Jundah and Windorah Sports ground Building Replacement	Buildings	GM Comm Services	Discretionary Upgrade	\$ 45,000	\$ 22,500	\$ 22,500	42	44	\$ 7,580,602	\$ 4,275,210
Stonehenge Nathan Oates Memorial Oval Cricket Field Resurfacing	Other Structures	GM Town & Rural	Discretionary Upgrade	\$ 30,000		\$ 30,000	37	45	\$ 7,610,602	\$ 4,305,210
Jundah Sports Complex Lighting Upgrade	Buildings	GM Comm Services	Discretionary Upgrade	\$ 10,000		\$ 10,000	36	46	\$ 7,620,602	\$ 4,315,210
New Machinery Shelter - Jundah Depot	Other Structures	GM Comm Services	New	\$ 23,000		\$ 23,000	33	47	\$ 7,643,602	\$ 4,338,210
New Machinery Shelter - Windorah Depot	Other Structures	GM Comm Services	New	\$ 20,000		\$ 20,000	33	47	\$ 7,663,602	\$ 4,358,210
				\$ 7,765,602	\$ 3,406,892	\$ 4,358,710				

THIS PAGE HAS BEEN LEFT BLANK INTENTIONALLY



FEES & CHARGES SCHEDULE 2024-2025
Effective from 1st July, 2024

Barcoo Shire Council

(Special Budget) Meeting of Wednesday 24 July 2024
Resolution No: SM2024.07.023

BARCOO SHIRE COUNCIL FEES AND CHARGES 2024-2025

Glossary of Terms

Fee Type:

C	Commercial	3
R	Regulatory (Cost Recovery)	5
POA	Price on Application	10
Queensland Legislation:		
AMA	Animal Management (Cats and Dogs) Act 2008	12
BA	Building Act 1975	16
BR	Building Regulation 2006	17
FA	Food Act 2006	17
IPA	Information Privacy Act 2009	18
IPR	Information Privacy Regulation 2009	18
LGA	Local Government Act 2009 (QLD)	19
LGR	Local Government Regulation 2012	27
PDA	Plumbing and Drainage Act 2002	
PDR	Plumbing and Drainage Regulation 2003	
PGA	Petroleum and Gas (Production and Safety) Act 2004	
QPW	Queensland Plumbing and Wastewater Code 2013	
RTIA	Right to Information Act 2009	
RTIR	Right to Information Regulation 2009	
PA	Planning Act 2016	
WSA	Water Supply (Safety and Reliability) Act 2008	
s/ss	use 's' for section and 'ss' for sections	
LL	Barcoo Shire Local Laws may be accessed on the website.	

TABLE OF CONTENTS

Governance	3
Community	5
Council Properties	10
Rural	12
Works and Services	16
Stores	17
Water Supply	17
SALE OF FUEL	17
Sale of Bulk Water	18
Environmental Health Fees and Environmental Relevant Activity	18
Miscellaneous Charges	18
Town Planning and Development	19
Road infrastructure fees	27

Barcoo Shire Council
Fees And Charges 2024-25

Administration	General Ledger	Unit	GST	Prices (\$)	Pricing Basis	Legal Source
GOVERNANCE						
Advertising – Shire Newsletter (Local Community Groups)	2100-1600-0001	Per page	Exempt	Free	Commercial	LGA s 262(3)(c)
Advertising – Shire Newsletter	2100-1600-0001	Per page	Inclusive	\$ 27.00	Commercial	LGA s 262(3)(c)
Advertising – Shire Newsletter	2100-1600-0001	Per ½ page	Inclusive	\$ 14.00	Commercial	LGA s 262(3)(c)
Advertising – Shire Newsletter	2100-1600-0001	Per ¼ page	Inclusive	\$ 8.00	Commercial	LGA s 262(3)(c)
Faxing/Email (Up to 4 pages)	2100-1600-0001	Per fax	Inclusive	\$ 3.20	Commercial	LGA s 262(3)(c)
Faxing/Email (per page thereafter)	2100-1600-0001	Per page	Inclusive	\$ 0.30	Commercial	LGA s 262(3)(c)
Laminating (A4)	2100-1600-0001	Per page	Inclusive	\$ 2.70	Commercial	LGA s 262(3)(c)
Laminating (A3)	2100-1600-0001	Per page	Inclusive	\$ 3.90	Commercial	LGA s 262(3)(c)
Photocopying/Printing (A4 black and white)	2100-1600-0001	Per page	Inclusive	\$ 0.35	Commercial	LGA s 262(3)(c)
Photocopying/Printing (A3 black and white)	2100-1600-0001	Per page	Inclusive	\$ 0.65	Commercial	LGA s 262(3)(c)
Photocopying/Printing (A4 – colour)	2100-1600-0001	Per page	Inclusive	\$ 1.35	Commercial	LGA s 262(3)(c)
Photocopying/Printing – (A3 – colour)	2100-1600-0001	Per page	Inclusive	\$ 3.90	Commercial	LGA s 262(3)(c)
Shire Phone Directory	2100-1600-0001	Per copy	Inclusive	\$ 4.90	Commercial	LGA s 262(3)(c)
Dishonour Cheque	2100-1600-0001	Per cheque	Inclusive	Actual cost + 25%	Commercial	LGA s 262(3)(c)
Barcoo Shire History Book (2014)	2100-1910-0001	Per book	Inclusive	\$ 10.00	Commercial	LGA s 262(3)(c)
Barcoo Shire History Book (2014) Boxed	2100-1910-0001	Per book	Inclusive	\$ 10.00	Commercial	LGA s 262(3)(c)
Postage and Handling	2100-1910-0002	Per item	Inclusive	\$ 25.00	Commercial	LGA s 262(3)(c)

Barcoo Shire Council
Fees And Charges 2024-25

Administration	General Ledger	Unit	GST	Prices (\$)	Pricing Basis	Legal Source
Debtor Invoice Administration Fees (Amount<\$50)	2100-1600-0001	Per item	Inclusive	\$ 15.00	Commercial	LGA s 262(3)(c)
Copy of documentation e.g. invoice, rates notice or payment summary	2100-1600-0001	Per item	Inclusive	\$ 3.50	Commercial	LGA s 262(3)(c)
*Ad hoc Miscellaneous items POA						
Public Information						
Council Meeting Minutes	2100-1600-0001	Per set	Exempt	\$ 6.80	LGA s 97(2)(c)	LGR s 272(4)(b)
Local Law and Subordinate Local Law	2100-1600-0001	Per policy	Exempt	\$ 6.80	LGA s 97(2)(c)	LGR s 14(2)
Corporate Plan	2100-1600-0001	Per policy	Exempt	\$ 6.80	LGA s 97(2)(c)	LGR s 199(2)(b)
Annual Budget	2100-1600-0001	Per policy	Exempt	\$ 6.80	LGA s 97(2)(c)	LGR s 199(2)(b)
Audited Financial Statements	2100-1600-0001	Per policy	Exempt	\$ 14.00	LGA s 97(2)(c)	LGR s 199(2)(b)
Community Financial Report	2100-1600-0001	Per policy	Exempt	\$ 6.00	LGA s 97(2)(c)	LGR s 199(2)(b)
Annual Report	2100-1600-0001	Per policy	Exempt	\$ 22.00	LGA s 97(2)(c)	LGR s 199(2)(b)
Council Policy	2100-1600-0001	Per policy	Exempt	\$ 6.80	LGA s 97(2)(c)	LGR s 199(2)(b)
Right To Information & Information Privacy						
Right to Information - Application Fee	2100-1600-0001	Per application	Exempt	As per legislation	Statutory	RTIR s 4
Right to Information - Processing Charge More than 5 hours	2100-1600-0001	Per 15 min or part thereof	Exempt	As per legislation	Statutory	RTIR s 5(2)(b)
Right to Information - Access Charge	2100-1600-0001		Exempt	As per legislation	Statutory	RTIR s 6(1)(a)
Right to Information - Photocopying	2100-1600-0001	Per page	Exempt	As per legislation	Statutory	RTIR s 6(1)(b)
Information Privacy - Access Charge	2100-1600-0001		Exempt	As per legislation	Statutory	IPA s 4(1)

Barcoo Shire Council
Fees And Charges 2024-25

Administration	General Ledger	Unit	GST	Prices (\$)	Pricing Basis	Legal Source
Information Privacy - Photocopying	0	Per page	Exempt	As per legislation	Statutory	IPA s 4(1)(b)
Rates Search Fee (per assessment) excluding Water meter reading	2100-1200-0000	Per assessment	Exempt	\$ 92.00	Commercial	LGA s 262(3)(c)
Rates Search Fee (per assessment) excluding Water meter reading - Urgent - within 3 business days	2100-1200-0000	Per assessment	Exempt	\$ 130.00	Commercial	LGA s 262(3)(c)
Water Meter Read	2100-1200-0000	Per assessment	Exempt	\$ 82.00	Commercial	LGA s 262(3)(c)
Water Meter Read - Urgent - within 3 business days	2100-1200-0000	Per assessment	Exempt	\$ 120.00	Commercial	LGA s 262(3)(c)
Health Requisitions – (Consultant)	6600-1201-0000	Per application	Inclusive	POA	Commercial	LGA s 262(3)(c)
Town Planning – Preferred use	1100-1200-0000	Per application	Inclusive	POA	Commercial	LGA s 262(3)(c)
Building Requisition or Search	1100-1200-0000	Per application	Inclusive	POA	Commercial	LGA s 262(3)(c)
COMMUNITY						
Meeting Rooms & Town Halls						
Council training/meeting rooms, including Information Centres (External Hire)	3400-1200-0000	Per day	Inclusive	\$ 60.00	Commercial	LGA s 262(3)(c)
Council Training/meeting rooms, including Information Centres (Local Community Groups & NFP Groups from outside Shire if providing a free service to Barcoo Shire Residents)	3400-1200-0000	Per day	Inclusive	EXEMPT	Commercial	LGA s 262(3)(c)
Town Halls-Jundah & Stonehenge Function up to 150 guests	3400-1200-0001 3400-1200-0003	Per day	Inclusive	\$ 195.00	Commercial	LGA s 262(3)(c)
Town Halls-Jundah & Stonehenge Function over 150 guests	3400-1200-0001 3400-1200-0003	Per day	Inclusive	\$ 315.00	Commercial	LGA s 262(3)(c)
Town Halls- Jundah & Stonehenge Community Groups & NFP Groups from outside Shire if providing a free service to Barcoo Shire Residents)	3400-1200-0001 3400-1200-0003	Per day	Exempt	EXEMPT	Commercial	LGA s 262(3)(c)

Barcoo Shire Council
Fees And Charges 2024-25

Administration	General Ledger	Unit	GST	Prices (\$)	Pricing Basis	Legal Source
Community Centre – Windorah Function up to 150 guests Private	3400-1200-0002	Per day	Inclusive	\$ 195.00	Commercial	LGA s 262(3)(c)
Community Centre – Windorah Function over 150 guests Private	3400-1200-0002	Per day	Inclusive	\$ 315.00	Commercial	LGA s 262(3)(c)
Community Centre – Windorah Community Groups & NFP Groups from outside Shire if providing a free service to Barcoo Shire Residents) (Local	3400-1200-0002	Per day	Exempt	EXEMPT	Commercial	LGA s 262(3)(c)
Sports Complex Kitchen - Jundah & Windorah Function/Commercial) (Private	3400-1200-0000	Per day	Inclusive	\$ 55.00	Commercial	LGA s 262(3)(c)
Sports Complex Kitchen - Jundah & Windorah Community Groups & NFP Groups from outside Shire if providing a free service to Barcoo Shire Residents) (Local	3400-1200-0000	Per day	Exempt	EXEMPT	Commercial	LGA s 262(3)(c)
Bond – Private function	3400-1200-0000	Per function	Exempt	\$ 230.00	Commercial	LGA s 262(3)(c)
Cleaning fee – to be deducted from Bond before refund made if not left clean	3400-1200-0000	Per hour per person	Inclusive	Actual Cost of Cleaning Min \$80	Commercial	LGA s 262(3)(c)
External Equipment Hire – Excluding Delivery						
*Table & Chair Hire is FREE for community members & Groups & NFP Groups from outside Shire if providing a free service to Barcoo Shire Residents *						
Chair Hire	4200-1200-0000	Per chair	Inclusive	\$ 1.30	Commercial	LGA s 262(3)(c)
Table Hire	4200-1200-0000	Per table	Inclusive	\$ 6.30	Commercial	LGA s 262(3)(c)
Chair & Table Hire Bond	4200-1200-0000	Per booking	Inclusive	\$ 100.00	Commercial	LGA s 262(3)(c)
Chair & Table Late Fee	4200-1200-0000	Per item per day	Inclusive	\$ 1.30	Commercial	LGA s 262(3)(c)
Other Equipment available upon request						

Barcoo Shire Council
Fees And Charges 2024-25

Administration	General Ledger	Unit	GST	Prices (\$)	Pricing Basis	Legal Source
Sporting Facilities						
Jundah – Swimming Pool Key - Community	4200-1220-0000	Bond	Inclusive	\$ 50.00	Commercial	LGA s 262(3)(c)
Jundah – Swimming Pool Key - Visitor	4200-1200-0000	Bond	Inclusive	\$ 50.00	Commercial	LGA s 262(3)(c)
Replacement Key	4200-1200-0000	Once	Inclusive	\$ 50.00	Commercial	LGA s 262(3)(c)
Camping						
Camping in Hall-Local Schools Only (Council Approval Required)	3400-1200-0000	Per night	Inclusive	FREE	Commercial	LGA s 262(3)(c)
Windorah Caravan Park						
Unpowered site – Excluding Commercial Buses	3600-1200-0000	Per night	Inclusive	\$ 25.00	Commercial	LGA s 262(3)(c)
Powered Site – Van, Car or Truck or Motorhome	3600-1200-0000	Per night	Inclusive	\$ 35.00	Commercial	LGA s 262(3)(c)
Unpowered site - Bus (Commercial Bus 6 or more people)	3600-1200-0000	Per person	Inclusive	\$25 +11/ PERSON	Commercial	LGA s 262(3)(c)
Powered site - Bus (Commercial Bus 6 or more people)	3600-1200-0000	Per person	Inclusive	\$35 +11/ PERSON	Commercial	LGA s 262(3)(c)
Tent Site	3600-1200-0000	Per night	Inclusive	\$ 23.00	Commercial	LGA s 262(3)(c)
Stonehenge Caravan Park						
Unpowered site – Excluding Commercial Buses	3600-1200-0000	Per night	Inclusive	\$ 18.00	Commercial	LGA s 262(3)(c)
Powered Site – Van, Car or Truck or Motorhome	3600-1200-0000	Per night	Inclusive	\$ 25.00	Commercial	LGA s 262(3)(c)
Unpowered site - Bus (Commercial Bus 6 or more people)	3600-1200-0000	Per person	Inclusive	\$18 +11/ PERSON	Commercial	LGA s 262(3)(c)
Powered site - Bus (Commercial Bus 6 or more people)	3600-1200-0000	Per person	Inclusive	\$25 +11/ PERSON	Commercial	LGA s 262(3)(c)
Tent Site	3600-1200-0000	Per night	Inclusive	\$ 18.00	Commercial	LGA s 262(3)(c)

Barcoo Shire Council
 Fees And Charges 2024-25

Administration	General Ledger	Unit	GST	Prices (\$)	Pricing Basis	Legal Source
*Special Offer - Stay for 4 nights, pay for 3. Stay for 7 nights, pay for 5. Stay for 14 nights, pay for 10.						
*Note: It is the responsibility of the hirer (town hall and sports ground) to ensure facilities are left in a clean manner. If the hirer requires the facilities to be cleaned, actual costs will be incurred.						
Damages to equipment hires offsite will be charged at replacement cost.						

Barcoo Shire Council
Fees And Charges 2024-25

Administration	General Ledger	Unit	GST	Prices (\$)	Pricing Basis	Legal Source
Library						
Library Membership	3000-1200-0000	Per member	Exempt	FREE	Commercial	LGA s 262(3)(c)
Internet use	3000-1200-0000	Per member	Exempt	FREE	Commercial	LGA s 262(3)(c)
Damaged or non-return of books/media or other library property	3000-1200-0000	Per item	Inclusive	Actual Cost	Commercial	LGA s 262(3)(c)
Other						
Bus Hire (excluding fuel) - local organisations ONLY payable by hirer, full tank upon return	3800-1200-0000	Per day	Exempt	FREE	Commercial	LGA s 262(3)(c)
Bus Hire Damage				EXCESS OR DAMAGE REPAIRS		
Catering Van Hire incl. Gas & Delivery within Shire applicable for hire	3800-1200-0001	Per day	Inclusive	\$ 180.00	Commercial	LGA s 262(3)(c)
Catering Van – Bond	9991-5350-0000	Once	Exempt	\$ 525.00	Commercial	LGA s 262(3)(c)
Wheelie Bin - *To be cleaned and emptied upon return, if not cleaning fee will apply	4200-1200-0001	Per day	Inclusive	\$ 15.00	Commercial	LGA s 262(3)(c)
Portaloos Toilet - *To be cleaned and emptied upon return, if not cleaning fee will apply	4200-1200-0001	Per day	Inclusive	\$ 60.00	Commercial	LGA s 262(3)(c)

Barcoo Shire Council
Fees And Charges 2024-25

Administration	General Ledger	Unit	GST	Prices (\$)	Pricing Basis	Legal Source
COUNCIL PROPERTIES						
Employee Rental Accommodation						
Flat - One bedroom	4000-1300-0000	Per week	Input	\$ 60.00	Commercial	LGA s 262(3)(b)
Flat - Two Bedroom	4000-1300-0000	Per week	Input	\$ 85.00	Commercial	LGA s 262(3)(b)
House - Two Bedroom	4000-1300-0000	Per week	Input	\$ 98.00	Commercial	LGA s 262(3)(b)
House – Three Bedroom	4000-1300-0000	Per week	Input	\$ 119.00	Commercial	LGA s 262(3)(b)
House – Four Bedroom	4000-1300-0000	Per week	Input	\$ 150.00	Commercial	LGA s 262(3)(b)
Single Person Quarters	4000-1300-0000	Per week	Inclusive	\$ 45.00	Commercial	LGA s 262(3)(b)
Bond – held with RTA	2300-5440-0000	Per week	Input	Four weeks rent	Commercial	LGA s 262(3)(b)
Yard Maintenance (if requested)	4000-1400-0000	Per week	Inclusive	Private works rate	Commercial	LGA s 262(3)(b)
Furniture (if applicable) All accommodation	4000-1400-0000	Per week	Inclusive	\$ 20.00	Commercial	LGA s 262(3)(b)

Barcoo Shire Council
Fees And Charges 2024-25

Administration	General Ledger	Unit	GST	Prices (\$)	Pricing Basis	Legal Source
Public Rental Accommodation						
Flat - One Bedroom	4000-1300-0000	Per week	Input	\$ 120.00	Commercial	LGA s 262(3)(b)
Flat - Two Bedroom	4000-1300-0000	Per week	Input	\$ 170.00	Commercial	LGA s 262(3)(b)
House - Two Bedroom	4000-1300-0000	Per week	Input	\$ 196.00	Commercial	LGA s 262(3)(b)
House - Three Bedroom	4000-1300-0000	Per week	Input	\$ 238.00	Commercial	LGA s 262(3)(b)
House - Four Bedroom	4000-1300-0000	Per week	Input	\$ 300.00	Commercial	LGA s 262(3)(b)
Bond - Held with RTA	2300-5440-0000	Per week	Input	Four weeks rent	Commercial	LGA s 262(3)(b)
Council Guest Accommodation						
One Bedroom Flat - Single	4000-1300-0000	Per night	Inclusive	\$ 75.00	Commercial	LGA s 262(3)(b)
One Bedroom Flat - Double	4000-1300-0000	Per night	Inclusive	\$ 100.00	Commercial	LGA s 262(3)(b)
Two Bedroom Flat	4000-1300-0000	Per night	Inclusive	\$ 120.00	Commercial	LGA s 262(3)(b)
Two Bedroom House	4000-1300-0000	Per night	Inclusive	\$ 130.00	Commercial	LGA s 262(3)(b)
Three Bedroom House	4000-1300-0000	Per night	Inclusive	\$ 150.00	Commercial	LGA s 262(3)(b)
Single Person Quarters	4000-1300-0000	Per person/per night	Inclusive	\$ 35.00	Commercial	LGA s 262(3)(b)
Single Person Quarters	4000-1300-0000	Per week	Inclusive	\$ 90.00	Commercial	LGA s 262(3)(b)

Barcoo Shire Council
Fees And Charges 2024-25

Administration	General Ledger	Unit	GST	Prices (\$)	Pricing Basis	Legal Source
RURAL						
Agistment Fees						
Horse - Town Common-per head	7100-1210-0000	Per 6 months or part thereof	Inclusive	\$ 120.00	Commercial	LGA s 262(3)(c)
Cattle - Town Common-per head	7100-1210-0000	Per 6 months or part thereof	Inclusive	\$ 120.00	Commercial	LGA s 262(3)(c)
Sheep /Goats- Town Common-per head	7100-1210-0000	Per 6 months or part thereof	Inclusive	\$ 12.00	Commercial	LGA s 262(3)(c)
Reserves	7100-1210-0000	Per annual	Inclusive	POA	Commercial	LGA s 262(3)(c)
Animal Tag NLIIS	7100-1210-0000	Per NLIIS	Inclusive	\$ 5.00	Commercial	LGA s 262(3)(c)
Droving Fees - Fee is calculated when the application is approved and must be paid before the permit is issued.						
Large stock (alpacas, asses, camels, cattle, donkeys, horses, llamas, mules, or vicunas)	7100-1210-0000	Per km, per 20 head or part thereof	Inclusive	\$ 0.02	Commercial	LGA s 262(3)(c)
Small Stock (Goats and sheep)	7100-1210-0000	Per km, per 100 head or part thereof	Inclusive	\$ 0.02	Commercial	LGA s 262(3)(c)
Tailing out Fees	7100-1210.0000	Per day, per head	Inclusive	\$ 0.20	Commercial	LGA s 262(3)(c)

Barcoo Shire Council
Fees And Charges 2024-25

Administration	General Ledger	Unit	GST	Prices (\$)	Pricing Basis	Legal Source
Land Protection Officer Private Works						
Labour	7200-1510-0000	Per hour	Inclusive	Actual cost +15%	Commercial	LGA s 262(3)(c)
Vehicle	7200-1510-0000	Per km	Inclusive	Actual Cost	Commercial	LGA s 262(3)(c)
Meal Allowance	7200-1510-0000	Per day	Inclusive	Actual Cost	Commercial	LGA s 262(3)(c)
Accommodation	7200-1510-0000	Per night	Inclusive	Actual Cost	Commercial	LGA s 262(3)(c)
Animal Control						
Dog Registration – Entire Dog	7000-1200-0000	Per dog	Exempt	\$ 62.00	LGA s 97(2)(a)	AMA s 46(b)(i)
Dog Registration – Desexed Dog	7000-1200-0000	Per dog	Exempt	\$ 34.00	LGA s 97(2)(a)	AMA s 46(b)(i)
Dog Registration – Entire Dog <i>Pensioner</i>	7000-1200-0000	Per dog	Exempt	\$ 31.00	LGA s 97(2)(a)	AMA s 46(b)(i)
Dog Registration – Desexed Dog <i>Pensioner</i>	7000-1200-0000	Per dog	Exempt	\$ 17.00	LGA s 97(2)(a)	AMA s 46(b)(i)
Regulated Dog – Restricted/Permit	7000-1200-0000	Per dog	Exempt	\$ 260.00	LGA s 97(2)(a)	AMA s 46(b)(i)
3 rd dog or subsequent dog classified under Local Laws 2	7000-1200-0000	Per dog	Exempt	\$ 260.00	LGA s 97(2)(a)	AMA s 46(b)(i)
Cat Registration	7000-1200-0000	Per cat	Exempt	Exempt	LGA s 97(2)(a)	AMA s 46(b)(i)
Dog Registration – Entire Dog - Half Year Jan-Jun	7000-1200-0000	Per dog	Exempt	\$ 31.00	LGA s 97(2)(a)	AMA s 46(b)(i)
Dog Registration – Desexed Dog - Half Year Jan-Jun	7000-1200-0000	Per dog	Exempt	\$ 17.00	LGA s 97(2)(a)	AMA s 46(b)(i)
Dog Registration – Entire Dog <i>Pensioner</i> - Half Year Jan-Jun	7000-1200-0000	Per dog	Exempt	\$ 15.50	LGA s 97(2)(a)	AMA s 46(b)(i)
Dog Registration – Desexed Dog <i>Pensioner</i> - Half Year Jan-Jun	7000-1200-0000	Per dog	Exempt	\$ 8.50	LGA s 97(2)(a)	AMA s 46(b)(i)

Conditions of animal registration: All animals over the age of 12 weeks must be registered. All animals must be registered within 14 days of owners becoming residents of the Barcoo Shire.

Barcoo Shire Council
Fees And Charges 2024-25

Administration	General Ledger	Unit	GST	Prices (\$)	Pricing Basis	Legal Source
Discount conditions: A 50% discount of the relevant animal registration fee will apply to existing registered animals if fees are paid by the specified date on annual notices.						
Animal Impounding						
Dog – 1 st Impounding any 12 months period	7000-1210-0000	Per dog	Exempt	\$ 53.00	LGA s 97(2)(a)	LL 2
Dog – 2 nd Impounding any 12 months period	7000-1210-0000	Per dog	Exempt	\$ 105.00	LGA s 97(2)(a)	LL 2
Dog – 3 rd or subsequent any 12 month period	7000-1210-0000	Per dog	Exempt	\$ 210.00	LGA s 97(2)(a)	LL 2
*All dogs must be registered and relevant fees paid before release from pound LGA s 97(2)(a) LL 2						
Animals – Horse – Gelding or Mare per day	7000-1210-0000	Per head	Exempt	\$ 12.65	LGA s 97(2)(a)	LL 2
Animals – Cattle per day	7000-1210-0000	Per head	Exempt	\$ 12.65	LGA s 97(2)(a)	LL2
Animals – Sheep, Goats, Swine per day	7000-1210-0000	Per head	Exempt	\$ 2.30	LGA s 97(2)(a)	LL2
Animals – not previously specified	7000-1210-0000	Per head	Exempt	\$ 20.00	LGA s 97(2)(a)	LL 2
Sustenance – per day Large Animal other than dogs	7000-1210-0000	Per head/per day	Exempt	\$ 20.00	LGA s 97(2)(a)	LL 2
Sustenance – per day Small Animal including dogs	7000-1210-0000	Per head/per day	Exempt	\$ 10.00	LGA s 97(2)(a)	LL 2
Driving fees – leading, transporting and delivery to the pound	7000-1210-0000	Per head	Inclusive	Actual cost	LGA s 97(2)(a)	LL 2

Barcoo Shire Council
Fees And Charges 2024-25

Administration	General Ledger	Unit	GST	Prices (\$)	Pricing Basis	Legal Source
WORKS AND SERVICES						
Workshop Labour						
Labour - Boilermaker	5900-1000-0000	Per hour	Inclusive	\$ 150.00	Commercial	LGA s 262(3)(b)
Labour - Diesel Fitter (per hour)	5900-1000-0000	Per hour	Inclusive	\$ 150.00	Commercial	LGA s 262(3)(b)
Labour- General	5900-1000-0000	Per hour	Inclusive	\$ 90.00	Commercial	LGA s 262(3)(b)
*Motor Vehicle (Travel)	5900-1000-0000	Per km	Inclusive	Actual cost +15%	Commercial	LGA s 262(3)(b)
*Truck (Travel)	5900-1000-0000	Per km	Inclusive	Actual cost +15%	Commercial	LGA s 262(3)(b)
Workshop Items						
Tyre Repair – Motor Vehicle	5900-1000-0000	Per tyre	Inclusive	Actual cost +15%	Commercial	LGA s 262(3)(b)
Tyre Repair – Heavy Vehicle & equipment	5900-1100-0000	Per tyre	Inclusive	Actual cost +15%	Commercial	LGA s 262(3)(b)
Tyres, Tubes, Sleeves, Consumables	5900-1000-0000	Per item	Inclusive	Actual cost +15%	Commercial	LGA s 262(3)(b)
Disposal of used Car Tyres	5900-1000-000	Per Item	Inclusive	\$ 10.00	Commercial	LGA s 262(3)(b)
Disposal of used Truck Tyres	5900-1000-0000	Per item	Inclusive	\$ 25.00	Commercial	LGA s 262(3)(b)
Disposal of used Plant Tyres	5900-1000-0000	Per item	Inclusive	\$ 25.00	Commercial	LGA s 262(3)(b)
*Other private works available upon request i.e. Servicing of Private Vehicles – At Cost *						

Barcoo Shire Council
Fees And Charges 2024-25

Administration	General Ledger	Unit	GST	Prices (\$)	Pricing Basis	Legal Source
STORES						
Store items available to the public upon request at cost plus 15%.						
WATER SUPPLY						
Standard Residential 20mm Meter Connection and Treated water	6400-1201-0000	Per fitting	Exempt	\$ 500.00	LGA s 97(2)(a)	WSA
All other non-standard water services	6400-1201-0002	Per fitting	Exempt	Actual cost +15%	LGA s 97(2)(a)	WSA
Special Meter Reading fee	2100-1200-000	Per reading	Exempt	\$ 82.00	LGA s 97(2)(a)	WSA
SALE OF FUEL						
Diesel (Jundah Depot Fuel Cell)	5300-1200-0000	Per litre	Inclusive	On Bowser	Commercial	LGA s 97(2)(c)
Avgas (Windorah Airport)	6000-1400-0002	Per litre	Inclusive	On Bowser	Commercial	LGA s 97(2)(c)
Jet A1 (Windorah Airport)	6000-1400-0001	Per litre	Inclusive	On Bowser	Commercial	LGA s 97(2)(c)

Barcoo Shire Council
Fees And Charges 2024-25

Administration	General Ledger	Unit	GST	Prices (\$)	Pricing Basis	Legal Source
SALE OF BULK WATER						
Ex town supply on Council approval * per kilolitre or part thereof (treated) Ratepayers – Minimum Charge \$350.00 > 10kl	6400-1000-0000	Per kl	Exempt	\$ 8.00	LGA s 97(2)(a)	WSA
Ex town supply on Council approval * per kilolitre or part thereof (untreated) Ratepayer – Minimum Charge \$100.00 > 10kl	6400-1000-0000	Per kl	Exempt	\$ 1.50	LGA s 97(2)(a)	WSA
Supply of Water to Mining/Exploration Camps *Min. charge \$350.00* > 10kl	6400-1200-0000	Per kl	Exempt	\$ 25.00	LGA s 97(2)(a)	WSA
Delivery to mining company camps	6400-1000-0000	Per km	Exempt	Actual cost +15%	LGA s 97(2)(a)	WSA
Supply of Treated Water outside the Reticulation Area - not in rates system Min. charge \$350.00* > 10kl	6400-1200-0000	Per kl	Exempt	\$ 8.00	LGA s 97(2)(a)	WSA
Supply of raw Water outside the Reticulation Area - not in rates system Min. charge \$350.00* > 10kl	6400-1200-0000	Per kl	Exempt	\$ 2.00	LGA s 97(2)(a)	WSA
ENVIRONMENTAL HEALTH FEES AND ENVIRONMENTAL RELEVANT ACTIVITY						
Food Premises, Places or Vehicle Registration Annual Licence Fee	6600-1200-0000	Per licence	Exempt	\$ 184.00	LGA s 97(2)(a)	FA s 31
Food Operators Business Application Fee	6600-1200-0000	Per licence	Exempt	\$ 184.00	LGA s 97(2)(a)	FA s 31
Follow up inspections	6600-1200-0000	Per inspection	Exempt	POA	LGA s 97(2)(a)	FA s 31
MISCELLANEOUS CHARGES						
Overgrown allotments - mowing and removal of rubbish	5000-1000-0000	Per allotment	Inclusive	Actual cost +15%	Commercial	LGA s 262(3)(c)
Wheeie Bin (240Lt)	5000-1000-0000	Per unit	Inclusive	POA	Commercial	LGA s 262(3)(c)
Waste Removal - Vac Truck Portable Toilet (per toilet)	5000-1000-0000	Minimum charge	Inclusive	\$ 65.00	Commercial	LGA s 262(3)(c)
Waste Removal - Vac Truck Septic pump out, in town	5000-1000-0000	Minimum charge	Inclusive	\$ 220.00	LGA s 262(3)(c)	PDA s 145
Waste Removal - Vac Truck Rural areas *travel greater then 10km from where it is parked	5000-1000-0000	Per hour	Inclusive	\$220 per septic plus \$100 per hour or part thereof.	LGA s 262(3)(c)	PDA s 145

Barcoo Shire Council
Fees And Charges 2024-25

Administration		General Ledger	Unit	GST	Prices (\$)	Pricing Basis	Legal Source
TOWN PLANNING AND DEVELOPMENT							
Plumbing Applications							
Domestic Plumbing Application (per fitting)	1100-1200-0000	Per application	Exempt	\$ 115.00	LGA s 97(2)(a)	PDA s 145	
Commercial Plumbing Application	1100-1200-0000	Per application	Exempt	\$ 140.00	LGA s 97(2)(a)	PDA s 145	
Additional Inspections	1100-1200-0000	Per Inspection	Exempt	To be quoted	LGA s 97(2)(a)	PDA s 145	
Archive search Fee	1100-1200-0000	Per application	Exempt	\$ 180.00	LGA s 97(2)(a)	PDA s 145	
*All applicants must pay a Lodgement Fee plus an Assessment Fee							
Building certification charges Schedule							
Travel expenses for inspections outside of a town (Inc time & vehicle costs).	1100-1200-0000	Per km	Inclusive	Hourly rate + \$0.92/km	Commercial	LGA s 262(3)(c)	
Class 1- New Dwellings & Major Additions & Alterations							
Assessment Fee - Single Storey up to 300m2	1100-1200-0000	Per assessment	Inclusive	To be quoted	LGA s 97(2)(a)	BA s 51; SPA s 260	
Assessment Fee - Double Storey up to 300m2	1100-1200-0000	Per assessment	Inclusive	To be quoted	LGA s 97(2)(a)	BA s 51; SPA s 260	
Assessment Fee - Dwellings over 300m2	1100-1200-0000	Per assessment	Inclusive	To be quoted	LGA s 97(2)(a)	BA s 51; SPA s 260	
Inspection Fee/Per Inspection	1100-1200-0000	Per inspection	Inclusive	To be quoted	LGA s 97(2)(a)	BR s 30; SPA s 260	
Inspection Fee - Lapsed Development Approval	1100-1200-0000	Per inspection	Inclusive	To be quoted	LGA s 97(2)(a)	BR s 30; SPA s 260	
Re-inspection Fee	1100-1200-0000	Per inspection	Inclusive	To be quoted	LGA s 97(2)(a)	BR s 30; SPA s 260	
NB Assessment of buildings post construction may incur a 30% increase of applicable fee above.							

Barcoo Shire Council
Fees And Charges 2024-25

Administration	General Ledger	Unit	GST	Prices (\$)	Pricing Basis	Legal Source
Class 1 & 10 Minor Additions & Alterations, Inc Decks, Verandahs, & Patios						
Assessment Fee - Up to 30m2	1100-1200-0000	Per assessment	Inclusive	To be quoted	LGA s 97(2)(a)	BA s 51; SPA s 260
Assessment Fee - Over 30m2 to 80m2	1100-1200-0000	Per assessment	Inclusive	To be quoted	LGA s 97(2)(a)	BA s 51; SPA s 260
Inspection Fee/Per Inspection	1100-1200-0000	Per inspection	Inclusive	To be quoted	LGA s 97(2)(a)	BR s 30; SPA s 260
Inspection Fee - Lapsed Development Approval	1100-1200-0000	Per inspection	Inclusive	To be quoted	LGA s 97(2)(a)	BR s 30
Class 1 Underpinning & Re-Stumping of a Dwelling						
Assessment Fee	1100-1200-0000	Per assessment	Inclusive	To be quoted	LGA s 97(2)(a)	BA s 51; SPA s 260
Inspection Fee/Per inspection	1100-1200-0000	Per inspection	Inclusive	To be quoted	LGA s 97(2)(a)	BR s 30; SPA s 260
Inspection Fee - Lapsed Development Approval	1100-1200-0000	Per inspection	Inclusive	To be quoted	LGA s 97(2)(a)	BR s 30; SPA s 260
Class 1 Amendments to Plans						
Minor Amendments	1100-1200-0000	Per assessment	Inclusive	To be quoted	LGA s 97(2)(a)	BA s 51; SPA s 260
Major Amendments	1100-1200-0000	Per assessment	Inclusive	To be quoted	LGA s 97(2)(a)	BA s 51; SPA s 260
Class 1 Removal/Relocation of Dwelling (on to site)						
Assessment Fee	1100-1200-0000	Per assessment	Inclusive	To be quoted	LGA s 97(2)(a)	BA s 51; SPA s 260
Inspection Fee/Per Inspection	1100-1200-0000	Per inspection	Inclusive	To be quoted	LGA s 97(2)(a)	BA s 51; SPA s 260
Preliminary Inspection Fee	1100-1200-0000	Per inspection	Inclusive	To be quoted	LGA s 97(2)(a)	BA s 51; SPA s 260
Inspection Fee – Lapsed Development Approval	1100-1200-0000	Per inspection	Inclusive	To be quoted	LGA s 97(2)(a)	BA s 51; SPA s 260
Buildings post construction 30% increase of applicable assessment fee above						

Barcoo Shire Council
Fees And Charges 2024-25

Administration	General Ledger	Unit	GST	Prices (\$)	Pricing Basis	Legal Source
Class 1 Demolition/Removal of Dwelling (from site)						
Assessment Fee	1100-1200-0000	Per assessment	Inclusive	To be quoted	LGA s 97(2)(a)	BA s 51; SPA s 260
Inspection Fee/Per inspection	1100-1200-0000	Per inspection	Inclusive	To be quoted	LGA s 97(2)(a)	BA s 51; SPA s 260
Inspection Fee – Lapsed Development Approval	1100-1200-0000	Per inspection	Inclusive	To be quoted	LGA s 97(2)(a)	BA s 51; SPA s 260
Class 10 (Residential Use) Structures (carports, garages, unroofed pergolas, small outbuildings, retaining wall etc)						
Assessment Fee – Up to 60m2	1100-1200-0000	Per assessment	Inclusive	To be quoted	LGA s 97(2)(a)	BA s 51; SPA s 260
Assessment Fee - Over 60m2	1100-1200-0000	Per assessment	Inclusive	To be quoted	LGA s 97(2)(a)	BA s 51; SPA s 260
Inspection Fee	1100-1200-0000	Per inspection	Inclusive	To be quoted	LGA s 97(2)(a)	BA s 51; SPA s 260
Inspection Fee – Lapsed Development Approval	1100-1200-0000	Per inspection	Inclusive	To be quoted	LGA s 97(2)(a)	BA s 51; SPA s 260
Class 10 (Non- Residential)						
Assessment Fee – Up to 100m2	1100-1200-0000	Per assessment	Inclusive	To be quoted	LGA s 97(2)(a)	BA s 51; SPA s 260
Assessment Fee – 100m2 to 300m2	1100-1200-0000	Per assessment	Inclusive	To be quoted	LGA s 97(2)(a)	BA s 51; SPA s 260
Assessment Fee – 300m2 to 500m2	1100-1200-0000	Per assessment	Inclusive	To be quoted	LGA s 97(2)(a)	BA s 51; SPA s 260
Greater than 500m2	1100-1200-0000	Per assessment	Inclusive	To be quoted	LGA s 97(2)(a)	BA s 51; SPA s 260
Inspection Fee/Per inspection	1100-1200-0000	Per inspection	Inclusive	To be quoted	LGA s 97(2)(a)	BA s 51; SPA s 260
Inspection Fee – Lapsed Development Approval	1100-1200-0000	Per inspection	Inclusive	To be quoted	LGA s 97(2)(a)	BA s 51; SPA s 260
Building post construction 30% increase of applicable assessment fee above						

Barcoo Shire Council
Fees And Charges 2024-25

Administration	General Ledger	Unit	GST	Prices (\$)	Pricing Basis	Legal Source
Class 10 Swimming Pools/Spas						
Assessment Fee	1100-1200-0000	Per assessment	Inclusive	To be quoted	LGA s 97(2)(a)	BA s 51; SPA s 260
Inspection Fee/Per inspection	1100-1200-0000	Per inspection	Inclusive	To be quoted	LGA s 97(2)(a)	BA s 51; SPA s 260
Pool Safety Compliance Including Certificate & 1 Re-inspection	1100-1200-0000	Per inspection	Inclusive	To be quoted	LGA s 97(2)(a)	BA s 51; SPA s 260
2 nd Re-inspection	1100-1200-0000	Per inspection	Inclusive	To be quoted	LGA s 97(2)(a)	BA s 51; SPA s 260
Class 10 Signs						
Assessment Fee	1100-1200-0000	Per assessment	Inclusive	To be quoted	LGA s 97(2)(a)	BA s 51; SPA s 260
Inspection fee/Per inspection	1100-1200-0000	Per inspection	Inclusive	To be quoted	LGA s 97(2)(a)	BA s 51; SPA s 260
Class 2 to Class 9 Buildings up to 500m2 & 2 Storeys						
Assessment Fee i) Up to 150m2 floor area	1100-1200-0000	Per assessment	Inclusive	To be quoted	LGA s 97(2)(a)	BA s 51; SPA s 260
Assessment Fee ii) 150m2 to 300m2 floor area	1100-1200-0000	Per assessment	Inclusive	To be quoted	LGA s 97(2)(a)	BA s 51; SPA s 260
Assessment Fee iii) 300m2 to 500m2 floor area	1100-1200-0000	Per assessment	Inclusive	To be quoted	LGA s 97(2)(a)	BA s 51; SPA s 260
Inspection Fees	1100-1200-0000	Per inspection	Inclusive	To be quoted	LGA s 97(2)(a)	BA s 51; SPA s 260
Inspection Fees – Lapsed Development Approval	1100-1200-0000	Per inspection	Inclusive	To be quoted	LGA s 97(2)(a)	BA s 51; SPA s 260
General Development Assessment Fee						
Note: If a development application is received from a non-for-profit organisation, the prescribed application fee shall be discounted by 50%.						

Barcoo Shire Council
Fees And Charges 2024-25

Administration	General Ledger	Unit	GST	Prices (\$)	Pricing Basis	Legal Source
Material Charge of Use						
Development application requiring code assessment	1100-1200-0000	Per application	Exempt	\$250 per 100m ² of Total Use Area - minimum and maximum applicable (Min. \$1,000 - Max. \$10,001)	LGA s 97(2)(a)	BA s 51; SPA s 260
Development application requiring impact assessment	1100-1200-0000	Per application	Exempt	\$500 per \$100m ² of Total Use Area - minimum applicable Min. \$1,501	LGA s 97(2)(a)	BA s 51; SPA s 260
Reconfiguring a Lot						
Subdivide one allotment into two	1100-1200-0000	Base fee	Exempt	\$ 2,300.00	LGA s 97(2)(a)	BA s 51; SPA s 260
Subdivide one allotment into more than two - additional charge for each lot after two	1100-1200-0000	Per lot	Exempt	\$ 300.00	LGA s 97(2)(a)	BA s 51; SPA s 260
Boundary Realignment (no new lots created)	1100-1200-0000	Per application	Exempt	\$ 2,300.00	LGA s 97(2)(a)	BA s 51; SPA s 260
Survey plan endorsement	1100-1200-0000	Per request	Exempt	\$ 620.00	LGA s 97(2)(a)	BA s 51; SPA s 260
Endorsing a document (e.g. Community Management Statement, Easement)	1100-1200-0000	Per request	Exempt	\$ 240.00	LGA s 97(2)(a)	BA s 51; SPA s 260
Operational Work						
Operational work other than filling and excavation	1100-1200-0000	Per application	Exempt	POA	LGA s 97(2)(a)	BA s 51; SPA s 260
Excavation and filling - \$250 per 100m ³ or part thereof material - minimum and maximum applicable	1100-1200-0000	Per application	Exempt	Min. \$1,200 Max. \$12,001	LGA s 97(2)(a)	BA s 51; SPA s 260

Barcoo Shire Council
Fees And Charges 2024-25

Administration	General Ledger	Unit	GST	Prices (\$)	Pricing Basis	Legal Source
Development application for a preliminary approval						
Development application for a preliminary approval	1100-1200-0000	Per application	Exempt	75% of the relevant application lodgement fee	LGA s 97(2)(a)	BA s 51; SPA s 260
Development application for a preliminary approval - variation request	1100-1200-0000	Per application	Exempt	Relevant application lodgement fee plus 25%	LGA s 97(2)(a)	BA s 51; SPA s 260
Major Development Projects						
A major development project, as determined by Council	1100-1200-0000	Per application	Exempt	POA	LGA s 97(2)(a)	BA s 51; SPA s 260
Other Application and Assessment fees						
Assessment of building and works against the Planning Scheme	1100-1201-0000	Per application	Exempt	\$ 790.00	LGA s 97(2)(a)	BA s 51; SPA s 260
Request to apply superseded Planning Scheme	1100-1200-0000	Per request	Exempt	\$ 790.00	LGA s 97(2)(a)	BA s 51; SPA s 260
Change application (minor change to a development approval)	1100-1201-0000	Per application	Exempt	\$ 790.00	LGA s 97(2)(a)	BA s 51; SPA s 260
Change application (other change to a development approval)	1100-1200-0000	Per application	Exempt	Relevant application fee plus 25%	LGA s 97(2)(a)	BA s 51; SPA s 260
Extension application (to extend the current period of development approval)	1100-1200-0000	Per application	Exempt	\$ 790.00	LGA s 97(2)(a)	BA s 51; SPA s 260
Cancellation application (request to cancel development approval)	1100-1200-0000	Per application	Exempt	\$ 790.00	LGA s 97(2)(a)	BA s 51; SPA s 260
Written request for 'generally in accordance' determination or other written advice as determined by Council	1100-1200-0000	Per request	Exempt	\$ 790.00	LGA s 97(2)(a)	BA s 51; SPA s 260
Exemption Certificate	1100-1200-0000	Per request	Exempt	\$ 790.00	LGA s 97(2)(a)	BA s 51; SPA s 260

Barcoo Shire Council
 Fees And Charges 2024-25

Administration	General Ledger	Unit	GST	Prices (\$)	Pricing Basis	Legal Source
Public notification on behalf of applicant	1100-1200-0000	All public notification actions	Inclusive	\$625 plus quoted expenses (printing, copying, signs, advertisement, mailing, mileage)	LGA s 97(2)(a)	BA s 51; SPA s 260

Barcoo Shire Council
Fees And Charges 2024-25

Administration	General Ledger	Unit	GST	Prices (\$)	Pricing Basis	Legal Source
Planning and Development Certificates						
Limited certificate	1100-1200-0000	Per lot	Exempt	\$ 250.00	LGA s 97(2)(a)	BA s 51; SPA s 260
Standard certificate	1100-1200-0000	Per lot	Exempt	\$ 500.00	LGA s 97(2)(a)	BA s 51; SPA s 260
Full certificate	1100-1200-0000	Per lot	Exempt	\$ 1,855.00	LGA s 97(2)(a)	BA s 51; SPA s 260
Refund of fees for withdrawn applications						
Application stage	1100-1200-0000	Per application	Exempt	90% of relevant application fee	LGA s 97(2)(a)	BA s 51; SPA s 260
Information request or referral stage	1100-1200-0000	Per application	Exempt	50% of relevant application fee	LGA s 97(2)(a)	BA s 51; SPA s 260
Public notification stage	1100-1200-0000	Per application	Exempt	30% of relevant application fee	LGA s 97(2)(a)	BA s 51; SPA s 260
Decision stage - Note: no refund once decision has been made by Council	1100-1200-0000	Per application	Exempt	10% of relevant application fee	LGA s 97(2)(a)	BA s 51; SPA s 260
ROAD INFRASTRUCTURE FEES						
Pipeline Permit						
Permission to perform works within the road reserve. Works that involve the installation of a pipeline. The area is inspected by Council before permission is granted.	5600-1510-0000	Per Application	Exempt	\$ 895.00	Cost Recovery	LGA s 97(2)(a)
Maintenance Permit						
Permission is granted for a company to perform maintenance on Council roads. This will only be granted if Council is unable to perform the works itself.	5600-1510-0000	Per Application	Exempt	\$ 400.00	Cost Recovery	LGA s 97(2)(a)
Low Impact Permit						
Permission is granted to perform low impact seismic survey and/or drilling operations within Council road reserve.	5600-1510-0000	Per Application	Exempt	\$ 600.00	Cost Recovery	LGA s 97(2)(a)



CONTACT US
PH: (07) 4658 6900
WEBSITE: WWW.BARCOO.QLD.GOV.AU
6 PERKINS ST, JUNDAH QLD 4736